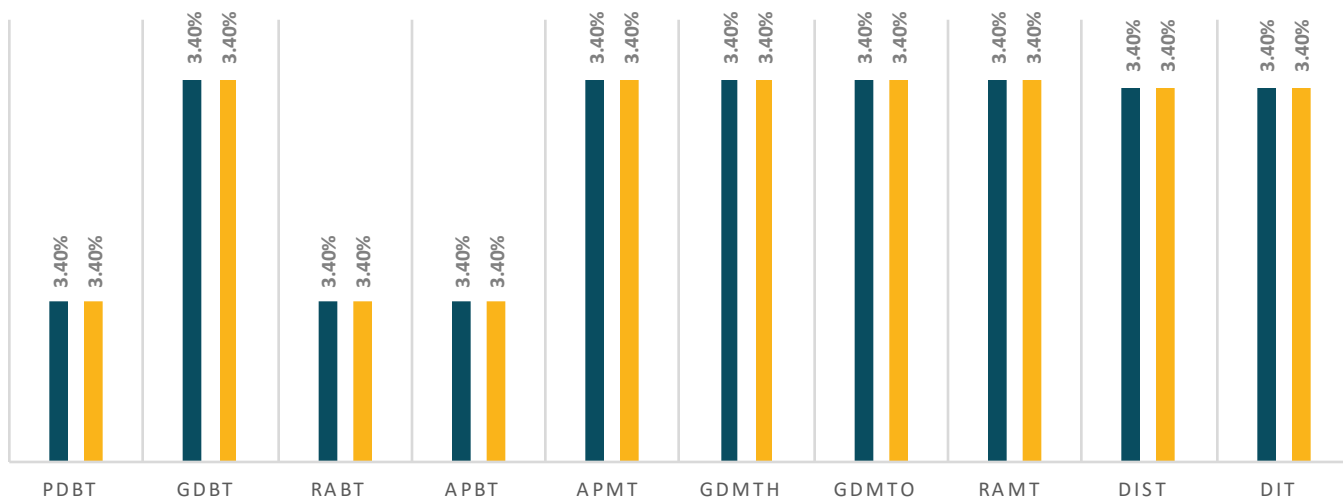


TARIFAS DE LA CFE APLICABLES EN 01.2019
CARGO FIJO

REGIÓN	PDBT	GDBT	RABT	APBT	APMT	GDMTH	GDMTO	RAMT	DIST	DIT
BAJA CALIFORNIA	67.77	677.66	67.77	67.77	677.66	677.66	677.66	677.66	2,032.99	2,032.99
BAJA CALIFORNIA SUR	67.77	677.66	67.77	67.77	677.66	677.66	677.66	677.66	2,032.99	2,032.99
BAJIO	45.10	451.04	45.10	45.10	451.04	451.04	451.04	451.04	1,353.12	1,353.12
CENTRO OCCIDENTE	39.57	395.68	39.57	39.57	395.68	395.68	395.68	395.68	1,187.03	1,187.03
CENTRO ORIENTE	44.31	443.13	44.31	44.31	443.13	443.13	443.13	443.13	1,329.39	1,329.39
CENTRO SUR	49.06	490.63	49.06	49.06	490.63	490.63	490.63	490.63	1,471.89	1,471.89
GOLFO CENTRO	46.31	463.05	46.31	46.31	463.05	463.05	463.05	463.05	1,389.15	1,389.15
GOLFO NORTE	54.25	542.53	54.25	54.25	542.53	542.53	542.53	542.53	1,627.59	1,627.59
JALISCO	50.34	503.36	50.34	50.34	503.36	503.36	503.36	503.36	1,510.07	1,510.07
NOROESTE	61.18	611.85	61.18	61.18	611.85	611.85	611.85	611.85	1,835.54	1,835.54
NORTE	95.81	958.13	95.81	95.81	958.13	958.13	958.13	958.13	2,874.38	2,874.38
ORIENTE	48.41	484.06	48.41	48.41	484.06	484.06	484.06	484.06	1,452.19	1,452.19
PENINSULAR	51.24	512.44	51.24	51.24	512.44	512.44	512.44	512.44	1,537.31	1,537.31
SURESTE	74.84	748.38	74.84	74.84	748.38	748.38	748.38	748.38	2,245.15	2,245.15
VALLE MEXICO CENT	59.10	591.00	59.10	59.10	591.00	591.00	591.00	591.00	1,772.99	1,772.99
VALLE MEXICO NTE	66.36	663.61	66.36	66.36	663.61	663.61	663.61	663.61	1,990.82	1,990.82
VALLE MEXICO SUR	67.67	676.70	67.67	67.67	676.70	676.70	676.70	676.70	2,030.11	2,030.11
MEDIA	58.18	581.82	58.18	58.18	581.82	581.82	581.82	581.82	1,745.45	1,745.45
MIN	39.57	395.68	39.57	39.57	395.68	395.68	395.68	395.68	1,187.03	1,187.03
MAX	95.81	958.13	95.81	95.81	958.13	958.13	958.13	958.13	2,874.38	2,874.38
DESV. EST.	14.14	141.39	14.14	14.14	141.39	141.39	141.39	141.39	424.18	424.18
COEF. VARIACION	24%	24%	24%	24%	24%	24%	24%	24%	24%	24%

CAMBIO PROMEDIO CARGO FIJO

■ INCREMENTO MES ■ ACUMULADO EN EL AÑO

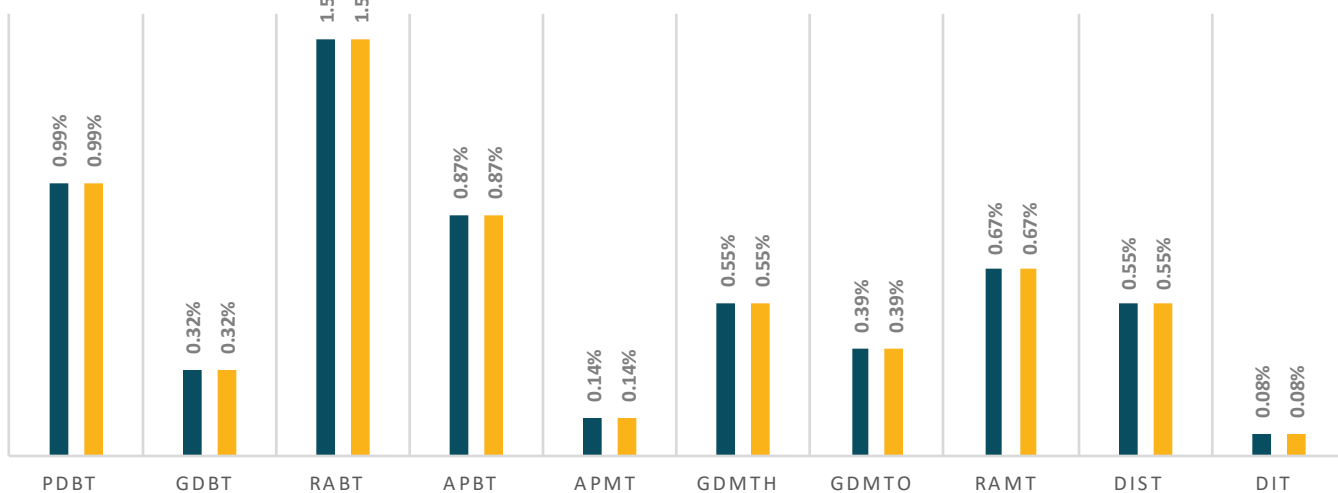


TARIFAS DE LA CFE APLICABLES EN 01.2019
ENERGÍA BASE \$/kWh

REGIÓN	PDBT	GDBT	RABT	APBT	APMT	GDMTH	GDMTO	RAMT	DIST	DIT
BAJA CALIFORNIA	2.2740	0.7630	1.8220	2.5160	1.5880	0.5461	0.6350	0.7040	0.5801	0.5493
BAJA CALIFORNIA SUR	3.5070	2.6640	2.0500	4.5120	2.6150	1.8489	2.0600	0.9030	1.9997	2.2159
BAJO	3.4450	1.6330	2.2680	3.7010	2.2230	0.9353	1.3590	0.8170	0.9706	0.7655
CENTRO OCCIDENTE	3.4100	1.2830	2.5000	3.7390	2.2130	0.9333	1.2340	0.8160	0.9366	0.7988
CENTRO ORIENTE	3.3240	1.4880	2.4780	3.8760	2.2150	0.9310	1.3420	0.8150	0.9226	0.8423
CENTRO SUR	3.3810	1.3630	2.6860	4.2620	1.8210	0.8568	1.1200	0.8210	0.9611	0.8993
GOLFO CENTRO	3.5660	1.4730	2.3860	3.6130	2.1380	0.8874	1.1990	0.8070	0.9109	0.8600
GOLFO NORTE	3.1760	1.2250	2.1180	3.3530	2.0100	0.9057	1.1210	0.7870	0.8842	0.7181
JALISCO	3.9560	1.3230	2.6530	4.0890	2.2180	0.8993	1.2510	0.8180	0.9544	0.7785
NOROESTE	3.0110	1.3480	2.0100	3.1650	2.0710	0.8605	1.1530	0.7820	0.8839	0.6953
NORTE	3.3190	1.4050	2.5460	3.7950	2.1200	0.9060	1.0990	0.7980	0.8624	0.7719
ORIENTE	3.4350	1.1920	2.5650	3.9110	2.1950	0.8248	1.1720	0.8110	0.8826	0.8631
PENINSULAR	3.5890	1.8410	2.3300	3.8200	2.3330	1.0925	1.5330	0.8480	0.9949	0.8884
SURESTE	3.4400	1.3200	2.4080	3.7810	2.2770	0.8966	1.1310	0.8220	0.9258	0.7176
VALLE MEXICO CENT	3.2930	1.7750	2.0240	3.6160	2.1880	0.9819	1.4090	0.8140	0.9993	0.9060
VALLE MEXICO NTE	3.3350	1.8830	2.3380	4.2870	2.1070	0.9793	1.3770	0.8140	0.7358	0.5853
VALLE MEXICO SUR	3.3510	1.9760	2.3400	4.3770	2.2000	0.9889	1.4220	0.8160	0.9885	0.9096
MEDIA	3.3419	1.5268	2.3248	3.7890	2.1489	0.9573	1.2716	0.8114	0.9643	0.8685
MIN	2.2740	0.7630	1.8220	2.5160	1.5880	0.5461	0.6350	0.7040	0.5801	0.5493
MAX	3.9560	2.6640	2.6860	4.5120	2.6150	1.8489	2.0600	0.9030	1.9997	2.2159
DESV. EST.	0.3383	0.4185	0.2467	0.4825	0.2155	0.2550	0.2836	0.0381	0.2863	0.3632
COEF. VARIACION	10%	27%	11%	13%	10%	27%	22%	5%	30%	42%

CAMBIO PROMEDIO ENERGÍA BASE

■ INCREMENTO MES ■ ACUMULADO EN EL AÑO

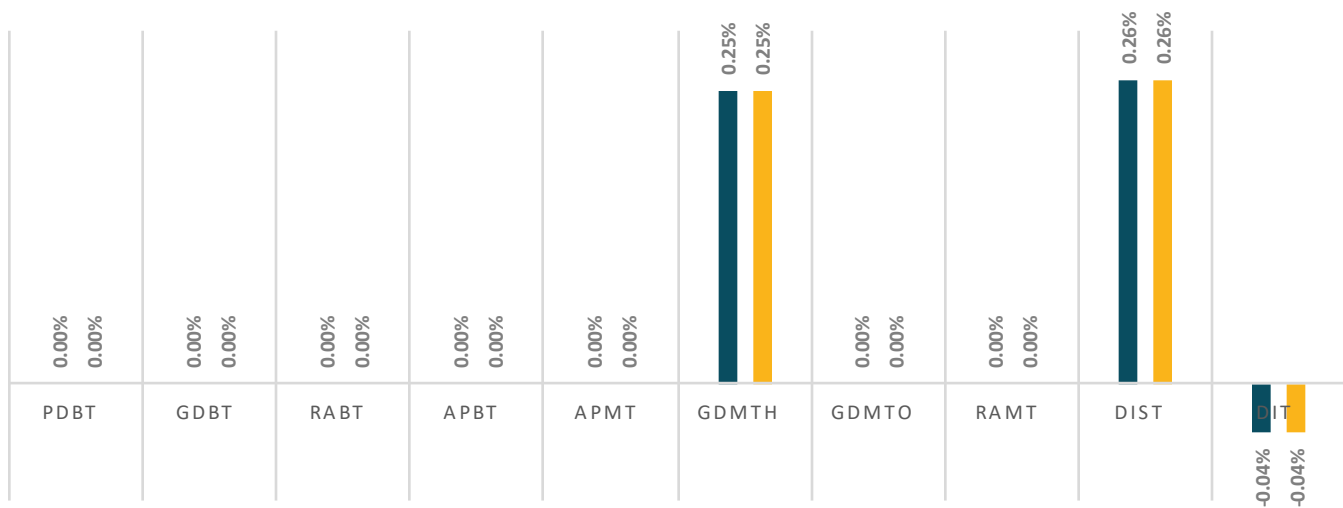


TARIFAS DE LA CFE APLICABLES EN 01.2019
ENERGÍA INTERMEDIA \$/kWh

REGIÓN	PDBT	GDBT	RABT	APBT	APMT	GDMTH	GDMTO	RAMT	DIST	DIT
BAJA CALIFORNIA	-	-	-	-	-	0.8433	-	-	0.9048	0.9247
BAJA CALIFORNIA SUR	-	-	-	-	-	2.3452	-	-	2.5408	2.7722
BAJO	-	-	-	-	-	1.6543	-	-	1.5812	1.4140
CENTRO OCCIDENTE	-	-	-	-	-	1.6566	-	-	1.5266	1.4157
CENTRO ORIENTE	-	-	-	-	-	1.6574	-	-	1.5622	1.4360
CENTRO SUR	-	-	-	-	-	1.5062	-	-	1.5795	1.5390
GOLFO CENTRO	-	-	-	-	-	1.4946	-	-	1.4579	1.5218
GOLFO NORTE	-	-	-	-	-	1.4012	-	-	1.3819	1.2513
JALISCO	-	-	-	-	-	1.5983	-	-	1.5630	1.4191
NOROESTE	-	-	-	-	-	1.3739	-	-	1.3248	1.1570
NORTE	-	-	-	-	-	1.4356	-	-	1.3791	1.2811
ORIENTE	-	-	-	-	-	1.4437	-	-	1.5344	1.4506
PENINSULAR	-	-	-	-	-	1.8333	-	-	1.6915	1.5806
SURESTE	-	-	-	-	-	1.5498	-	-	1.5598	1.2982
VALLE MEXICO CENT	-	-	-	-	-	1.6157	-	-	1.7084	1.6245
VALLE MEXICO NTE	-	-	-	-	-	1.6046	-	-	1.2718	1.0640
VALLE MEXICO SUR	-	-	-	-	-	1.6251	-	-	1.6183	1.6210
MEDIA						1.5670			1.5404	1.4571
MIN						0.8433			0.9048	0.9247
MAX						2.3452			2.5408	2.7722
DESV. EST.						0.2893			0.3205	0.3907
COEF. VARIACION						18%			21%	27%

CAMBIO PROMEDIO ENERGÍA INTERMEDIA

■ INCREMENTO MES ■ ACUMULADO EN EL AÑO



TARIFAS DE LA CFE APLICABLES EN 01.2019
ENERGÍA PUNTA \$/kWh

REGIÓN	PDBT	GDBT	RABT	APBT	APMT	GDMTH	GDMTO	RAMT	DIST	DIT
BAJA CALIFORNIA	-	-	-	-	-	1.1353	-	-	1.2250	1.2909
BAJA CALIFORNIA SUR	-	-	-	-	-	3.2977	-	-	3.5831	3.9455
BAJIO	-	-	-	-	-	1.8836	-	-	1.8739	1.5630
CENTRO OCCIDENTE	-	-	-	-	-	1.8646	-	-	1.7956	1.5879
CENTRO ORIENTE	-	-	-	-	-	1.8695	-	-	1.7607	1.6971
CENTRO SUR	-	-	-	-	-	1.7037	-	-	1.8438	1.8045
GOLFO CENTRO	-	-	-	-	-	1.7306	-	-	1.6442	1.6589
GOLFO NORTE	-	-	-	-	-	1.5198	-	-	1.4990	1.3140
JALISCO	-	-	-	-	-	1.7973	-	-	1.8452	1.6112
NOROESTE	-	-	-	-	-	1.5220	-	-	1.5416	1.2768
NORTE	-	-	-	-	-	1.6785	-	-	1.6150	1.4706
ORIENTE	-	-	-	-	-	1.6206	-	-	1.7237	1.7060
PENINSULAR	-	-	-	-	-	2.0446	-	-	1.8456	1.6959
SURESTE	-	-	-	-	-	1.7372	-	-	1.8004	1.4360
VALLE MEXICO CENT	-	-	-	-	-	1.8853	-	-	1.9308	1.8059
VALLE MEXICO NTE	-	-	-	-	-	1.8742	-	-	1.4310	1.1844
VALLE MEXICO SUR	-	-	-	-	-	1.8989	-	-	1.8978	1.8123
MEDIA						1.8273			1.8151	1.6977
MIN						1.1353			1.2250	1.1844
MAX						3.2977			3.5831	3.9455
DESV. EST.						0.4324			0.4940	0.6124
COEF. VARIACION						24%			27%	36%

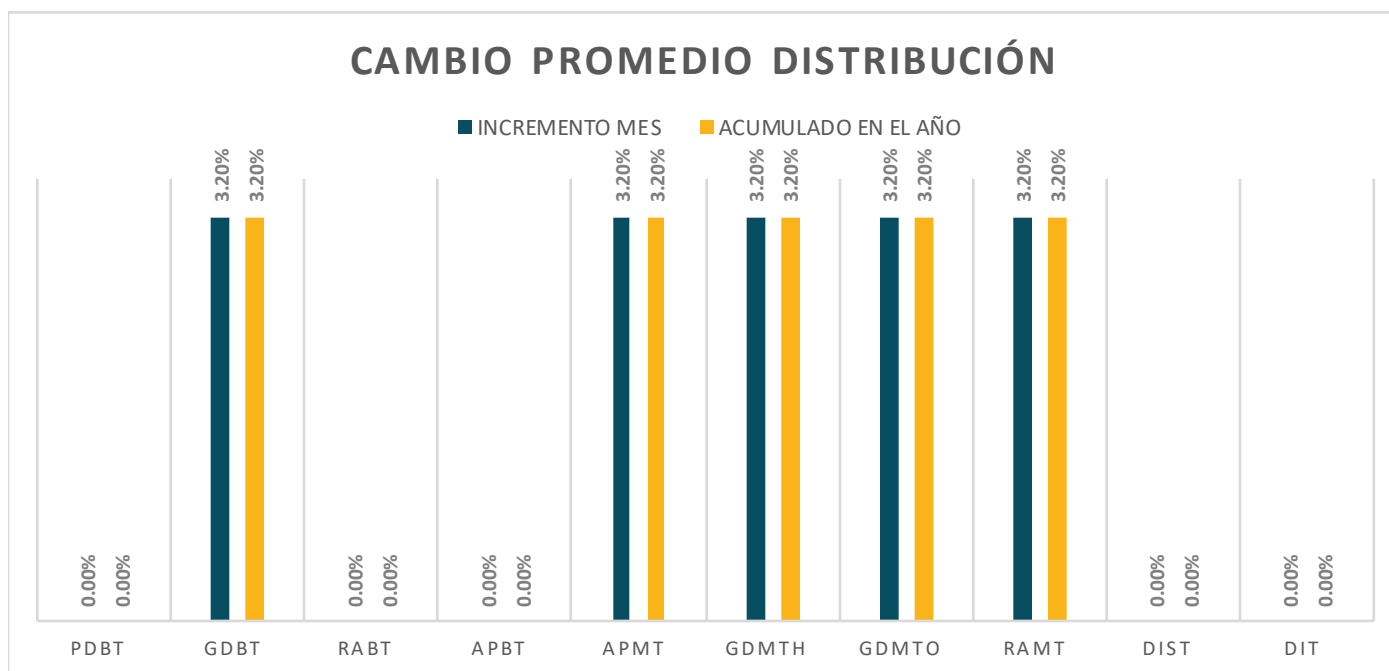
CAMBIO PROMEDIO ENERGÍA PUNTA

■ INCREMENTO MES ■ ACUMULADO EN EL AÑO



TARIFAS DE LA CFE APLICABLES EN 01.2019
DISTRIBUCION \$/kW

REGIÓN	PDBT	GDBT	RABT	APBT	APMT	GDMTH	GDMTO	RAMT	DIST	DIT
BAJA CALIFORNIA	-	186.59	-	-	86.82	86.82	86.82	86.82	-	-
BAJA CALIFORNIA SUR	-	186.59	-	-	86.82	86.82	86.82	86.82	-	-
BAJIO	-	356.88	-	-	94.59	94.59	94.59	94.59	-	-
CENTRO OCCIDENTE	-	479.75	-	-	150.00	150.00	150.00	150.00	-	-
CENTRO ORIENTE	-	446.48	-	-	144.32	144.32	144.32	144.32	-	-
CENTRO SUR	-	503.73	-	-	213.42	213.42	213.42	213.42	-	-
GOLFO CENTRO	-	363.05	-	-	120.04	120.04	120.04	120.04	-	-
GOLFO NORTE	-	264.12	-	-	55.81	55.81	55.81	55.81	-	-
JALISCO	-	511.63	-	-	154.70	154.70	154.70	154.70	-	-
NOROESTE	-	205.34	-	-	87.59	87.59	87.59	87.59	-	-
NORTE	-	331.45	-	-	70.50	70.50	70.50	70.50	-	-
ORIENTE	-	487.26	-	-	195.51	195.51	195.51	195.51	-	-
PENINSULAR	-	285.82	-	-	87.62	87.62	87.62	87.62	-	-
SURESTE	-	425.24	-	-	136.64	136.64	136.64	136.64	-	-
VALLE MEXICO CENT	-	236.66	-	-	59.19	59.19	59.19	59.19	-	-
VALLE MEXICO NTE	-	305.14	-	-	84.48	84.48	84.48	84.48	-	-
VALLE MEXICO SUR	-	294.13	-	-	65.97	65.97	65.97	65.97	-	-
MEDIA		345.29			111.41	111.41	111.41			
MIN		186.59			55.81	55.81	55.81			
MAX		511.63			213.42	213.42	213.42			
DESV. EST.		113.02			47.13	47.13	47.13			
COEF. VARIACION		33%			42%	42%	42%			

CAMBIO PROMEDIO DISTRIBUCIÓN


TARIFAS DE LA CFE APLICABLES EN 01.2019

REGIÓN	CAPACIDAD \$/kW									
	PDBT	GDBT	RABT	APBT	APMT	GDMTH	GDMTO	RAMT	DIST	DIT
BAJA CALIFORNIA	-	273.34	-	-	-	314.16	299.28	135.30	344.18	352.59
BAJA CALIFORNIA SUR	-	232.18	-	-	-	225.20	230.12	135.30	251.13	291.70
BAJO	-	266.80	-	-	-	344.18	296.29	135.30	352.59	352.59
CENTRO OCCIDENTE	-	228.25	-	-	-	344.04	261.09	135.30	352.59	352.59
CENTRO ORIENTE	-	240.14	-	-	-	340.99	293.82	135.30	352.59	352.59
CENTRO SUR	-	212.13	-	-	-	320.21	230.42	135.30	352.59	352.59
GOLFO CENTRO	-	266.80	-	-	-	344.18	281.73	135.30	352.59	352.59
GOLFO NORTE	-	234.19	-	-	-	352.59	299.28	135.30	352.59	352.59
JALISCO	-	214.26	-	-	-	344.18	273.38	135.30	352.59	344.18
NOROESTE	-	273.34	-	-	-	344.18	299.28	135.30	352.59	344.10
NORTE	-	266.80	-	-	-	352.59	273.38	135.30	352.59	352.59
ORIENTE	-	198.20	-	-	-	315.92	255.46	135.30	352.59	352.59
PENINSULAR	-	266.80	-	-	-	344.18	290.79	135.30	340.44	336.63
SURESTE	-	217.94	-	-	-	302.74	227.05	135.30	344.18	305.65
VALLE MEXICO CENT	-	273.34	-	-	-	352.59	305.22	135.30	352.59	352.59
VALLE MEXICO NTE	-	262.24	-	-	-	352.59	299.28	135.30	344.18	344.18
VALLE MEXICO SUR	-	266.80	-	-	-	352.59	306.61	135.30	352.59	352.59
MEDIA		246.68				332.18	277.79	135.30	344.42	343.82
MIN		198.20				225.20	227.05	135.30	251.13	291.70
MAX		273.34				352.59	306.61	135.30	352.59	352.59
DESV. EST.		25.70				31.69	27.52	0.00	24.39	17.80
COEF. VARIACION		10%				10%	10%	0%	7%	5%

CAMBIO PROMEDIO CAPACIDAD
