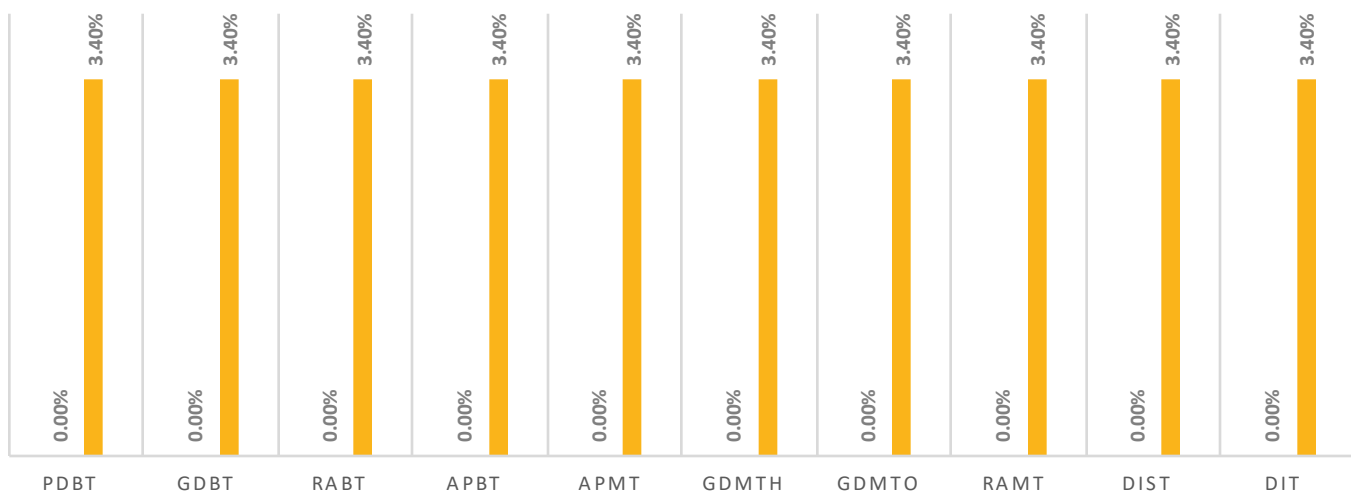


TARIFAS DE LA CFE APLICABLES EN 03.2019
CARGO FIJO

REGIÓN	PDBT	GDBT	RABT	APBT	APMT	GDMTH	GDMTO	RAMT	DIST	DIT
BAJA CALIFORNIA	67.77	677.66	67.77	67.77	677.66	677.66	677.66	677.66	2,032.99	2,032.99
BAJA CALIFORNIA SUR	67.77	677.66	67.77	67.77	677.66	677.66	677.66	677.66	2,032.99	2,032.99
BAJIO	45.10	451.04	45.10	45.10	451.04	451.04	451.04	451.04	1,353.12	1,353.12
CENTRO OCCIDENTE	39.57	395.68	39.57	39.57	395.68	395.68	395.68	395.68	1,187.03	1,187.03
CENTRO ORIENTE	44.31	443.13	44.31	44.31	443.13	443.13	443.13	443.13	1,329.39	1,329.39
CENTRO SUR	49.06	490.63	49.06	49.06	490.63	490.63	490.63	490.63	1,471.89	1,471.89
GOLFO CENTRO	46.31	463.05	46.31	46.31	463.05	463.05	463.05	463.05	1,389.15	1,389.15
GOLFO NORTE	54.25	542.53	54.25	54.25	542.53	542.53	542.53	542.53	1,627.59	1,627.59
JALISCO	50.34	503.36	50.34	50.34	503.36	503.36	503.36	503.36	1,510.07	1,510.07
NOROESTE	61.18	611.85	61.18	61.18	611.85	611.85	611.85	611.85	1,835.54	1,835.54
NORTE	95.81	958.13	95.81	95.81	958.13	958.13	958.13	958.13	2,874.38	2,874.38
ORIENTE	48.41	484.06	48.41	48.41	484.06	484.06	484.06	484.06	1,452.19	1,452.19
PENINSULAR	51.24	512.44	51.24	51.24	512.44	512.44	512.44	512.44	1,537.31	1,537.31
SURESTE	74.84	748.38	74.84	74.84	748.38	748.38	748.38	748.38	2,245.15	2,245.15
VALLE MEXICO CENT	59.10	591.00	59.10	59.10	591.00	591.00	591.00	591.00	1,772.99	1,772.99
VALLE MEXICO NTE	66.36	663.61	66.36	66.36	663.61	663.61	663.61	663.61	1,990.82	1,990.82
VALLE MEXICO SUR	67.67	676.70	67.67	67.67	676.70	676.70	676.70	676.70	2,030.11	2,030.11
MEDIA	58.18	581.82	58.18	58.18	581.82	581.82	581.82	581.82	1,745.45	1,745.45
MIN	39.57	395.68	39.57	39.57	395.68	395.68	395.68	395.68	1,187.03	1,187.03
MAX	95.81	958.13	95.81	95.81	958.13	958.13	958.13	958.13	2,874.38	2,874.38
DESV. EST.	14.14	141.39	14.14	14.14	141.39	141.39	141.39	141.39	424.18	424.18
COEF. VARIACION	24%	24%	24%	24%	24%	24%	24%	24%	24%	24%

CAMBIO PROMEDIO CARGO FIJO

■ INCREMENTO MES ■ ACUMULADO EN EL AÑO

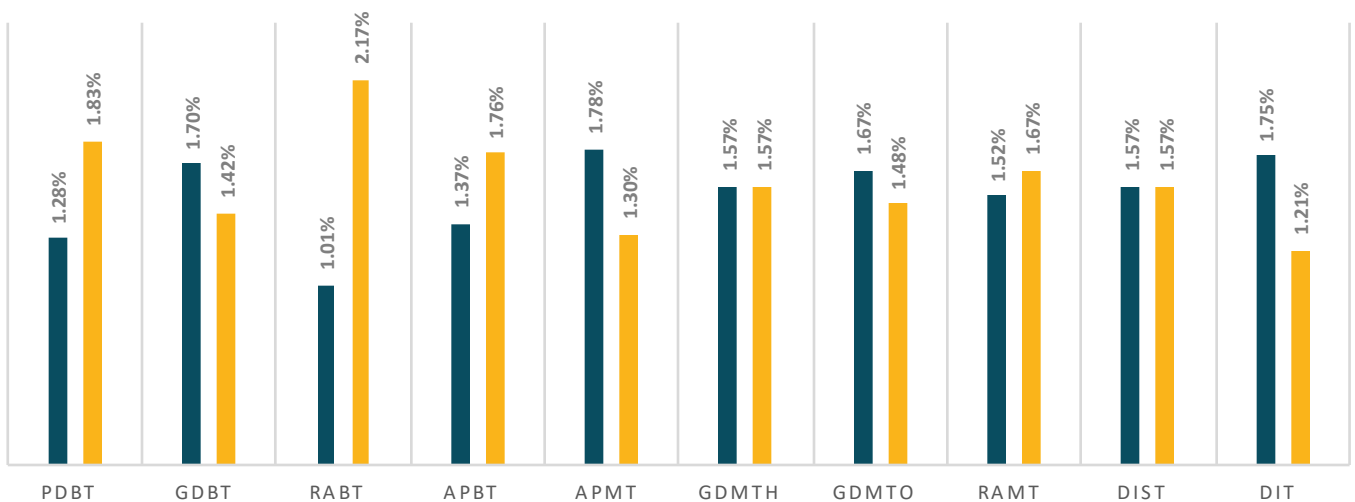


TARIFAS DE LA CFE APLICABLES EN 03.2019

REGIÓN	ENERGÍA BASE \$/kWh									
	PDBT	GDBT	RABT	APBT	APMT	GDMTH	GDMTO	RAMT	DIST	DIT
BAJA CALIFORNIA	2.2920	0.7700	1.8350	2.5380	1.6050	0.5508	0.6410	0.7110	0.5852	0.5552
BAJA CALIFORNIA SUR	3.5410	2.6960	2.0650	4.5580	2.6460	1.8700	2.0840	0.9120	2.0227	2.2429
BAJIO	3.4750	1.6510	2.2830	3.7340	2.2490	0.9448	1.3740	0.8250	0.9806	0.7741
CENTRO OCCIDENTE	3.4340	1.2960	2.5130	3.7690	2.2390	0.9428	1.2480	0.8240	0.9462	0.8078
CENTRO ORIENTE	3.3500	1.5050	2.4930	3.9090	2.2410	0.9405	1.3570	0.8230	0.9320	0.8518
CENTRO SUR	3.4060	1.3780	2.7010	4.2970	1.8420	0.8654	1.1320	0.8290	0.9710	0.9096
GOLFO CENTRO	3.5950	1.4890	2.4000	3.6430	2.1620	0.8963	1.2120	0.8150	0.9202	0.8698
GOLFO NORTE	3.2040	1.2380	2.1320	3.3830	2.0340	0.9149	1.1330	0.7940	0.8931	0.7261
JALISCO	3.9880	1.3380	2.6690	4.1220	2.2440	0.9084	1.2650	0.8260	0.9642	0.7872
NOROESTE	3.0370	1.3630	2.0240	3.1930	2.0950	0.8691	1.1650	0.7900	0.8928	0.7030
NORTE	3.3420	1.4210	2.5620	3.8250	2.1450	0.9152	1.1110	0.8060	0.8711	0.7806
ORIENTE	3.4600	1.2050	2.5790	3.9420	2.2200	0.8330	1.1840	0.8190	0.8915	0.8729
PENINSULAR	3.6190	1.8620	2.3460	3.8540	2.3600	1.1040	1.5500	0.8560	1.0052	0.8986
SURESTE	3.4680	1.3340	2.4230	3.8130	2.3040	0.9056	1.1430	0.8310	0.9352	0.7256
VALLE MEXICO CENT	3.3250	1.7950	2.0400	3.6530	2.2130	0.9921	1.4240	0.8220	1.0097	0.9164
VALLE MEXICO NTE	3.3650	1.9050	2.3550	4.3290	2.1310	0.9894	1.3920	0.8220	0.7428	0.5916
VALLE MEXICO SUR	3.3810	1.9980	2.3580	4.4200	2.2260	0.9992	1.4370	0.8240	0.9987	0.9200
MEDIA	3.3695	1.5438	2.3399	3.8225	2.1739	0.9671	1.2854	0.8194	0.9742	0.8784
MIN	2.2920	0.7700	1.8350	2.5380	1.6050	0.5508	0.6410	0.7110	0.5852	0.5552
MAX	3.9880	2.6960	2.7010	4.5580	2.6460	1.8700	2.0840	0.9120	2.0227	2.2429
DESV. EST.	0.3411	0.4239	0.2470	0.4875	0.2183	0.2582	0.2871	0.0385	0.2899	0.3678
COEF. VARIACION	10%	27%	11%	13%	10%	27%	22%	5%	30%	42%

CAMBIO PROMEDIO ENERGÍA BASE

■ INCREMENTO MES ■ ACUMULADO EN EL AÑO

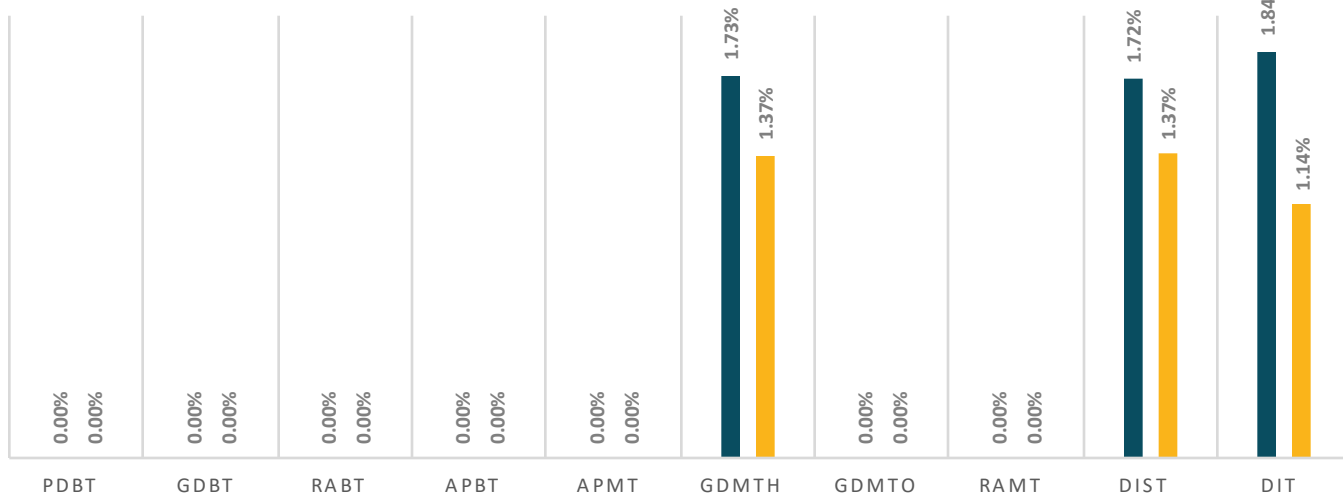


TARIFAS DE LA CFE APLICABLES EN 03.2019
ENERGÍA INTERMEDIA \$/kWh

REGIÓN	PDBT	GDBT	RABT	APBT	APMT	GDMTH	GDMTO	RAMT	DIST	DIT
BAJA CALIFORNIA	-	-	-	-	-	0.8517	-	-	0.9140	0.9353
BAJA CALIFORNIA SUR	-	-	-	-	-	2.3726	-	-	2.5707	2.8062
BAJO	-	-	-	-	-	1.6730	-	-	1.5989	1.4308
CENTRO OCCIDENTE	-	-	-	-	-	1.6753	-	-	1.5436	1.4325
CENTRO ORIENTE	-	-	-	-	-	1.6761	-	-	1.5797	1.4531
CENTRO SUR	-	-	-	-	-	1.5230	-	-	1.5972	1.5574
GOLFO CENTRO	-	-	-	-	-	1.5113	-	-	1.4741	1.5400
GOLFO NORTE	-	-	-	-	-	1.4166	-	-	1.3971	1.2660
JALISCO	-	-	-	-	-	1.6163	-	-	1.5805	1.4359
NOROESTE	-	-	-	-	-	1.3890	-	-	1.3393	1.1706
NORTE	-	-	-	-	-	1.4515	-	-	1.3943	1.2962
ORIENTE	-	-	-	-	-	1.4597	-	-	1.5515	1.4678
PENINSULAR	-	-	-	-	-	1.8542	-	-	1.7106	1.5995
SURESTE	-	-	-	-	-	1.5672	-	-	1.5772	1.3136
VALLE MEXICO CENT	-	-	-	-	-	1.6339	-	-	1.7278	1.6439
VALLE MEXICO NTE	-	-	-	-	-	1.6226	-	-	1.2856	1.0764
VALLE MEXICO SUR	-	-	-	-	-	1.6434	-	-	1.6366	1.6404
MEDIA						1.5846			1.5576	1.4744
MIN						0.8517			0.9140	0.9353
MAX						2.3726			2.5707	2.8062
DESV. EST.						0.2929			0.3245	0.3957
COEF. VARIACION						18%			21%	27%

CAMBIO PROMEDIO ENERGÍA INTERMEDIA

■ INCREMENTO MES ■ ACUMULADO EN EL AÑO

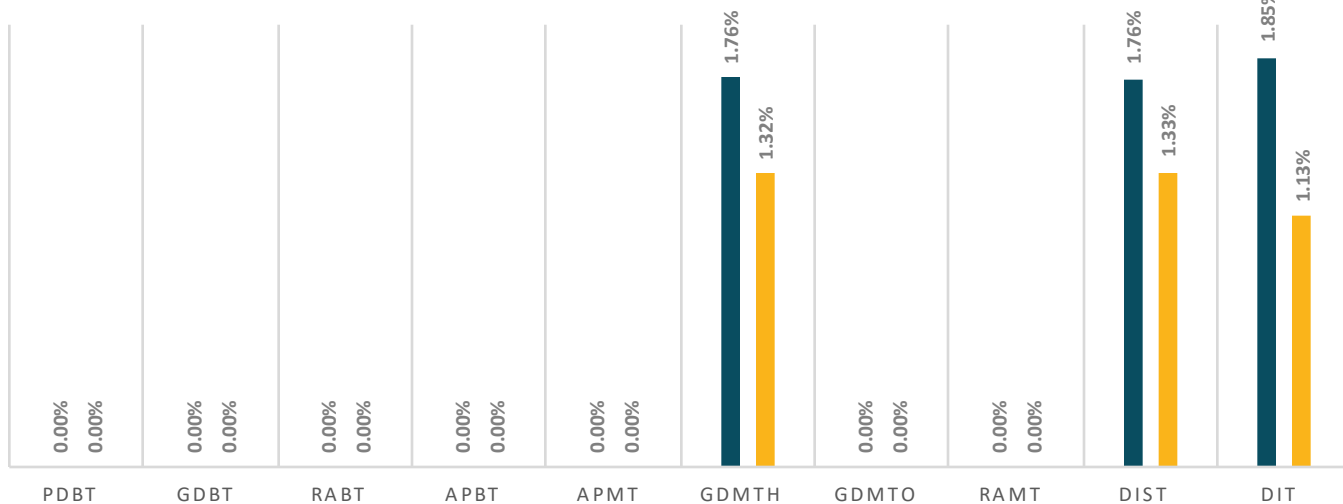


TARIFAS DE LA CFE APLICABLES EN 03.2019
ENERGÍA PUNTA \$/kWh

REGIÓN	PDBT	GDBT	RABT	APBT	APMT	GDMTH	GDMTO	RAMT	DIST	DIT
BAJA CALIFORNIA	-	-	-	-	-	1.1474	-	-	1.2382	1.3062
BAJA CALIFORNIA SUR	-	-	-	-	-	3.3372	-	-	3.6262	3.9943
BAJO	-	-	-	-	-	1.9051	-	-	1.8954	1.5817
CENTRO OCCIDENTE	-	-	-	-	-	1.8859	-	-	1.8161	1.6069
CENTRO ORIENTE	-	-	-	-	-	1.8909	-	-	1.7808	1.7175
CENTRO SUR	-	-	-	-	-	1.7230	-	-	1.8649	1.8263
GOLFO CENTRO	-	-	-	-	-	1.7503	-	-	1.6627	1.6788
GOLFO NORTE	-	-	-	-	-	1.5368	-	-	1.5157	1.3295
JALISCO	-	-	-	-	-	1.8178	-	-	1.8663	1.6305
NOROESTE	-	-	-	-	-	1.5390	-	-	1.5588	1.2919
NORTE	-	-	-	-	-	1.6974	-	-	1.6332	1.4881
ORIENTE	-	-	-	-	-	1.6389	-	-	1.7433	1.7265
PENINSULAR	-	-	-	-	-	2.0682	-	-	1.8667	1.7163
SURESTE	-	-	-	-	-	1.7569	-	-	1.8209	1.4531
VALLE MEXICO CENT	-	-	-	-	-	1.9068	-	-	1.9530	1.8276
VALLE MEXICO NTE	-	-	-	-	-	1.8957	-	-	1.4468	1.1983
VALLE MEXICO SUR	-	-	-	-	-	1.9206	-	-	1.9196	1.8341
MEDIA						1.8481			1.8358	1.7181
MIN						1.1474			1.2382	1.1983
MAX						3.3372			3.6262	3.9943
DESV. EST.						0.4379			0.5002	0.6202
COEF. VARIACION						24%			27%	36%

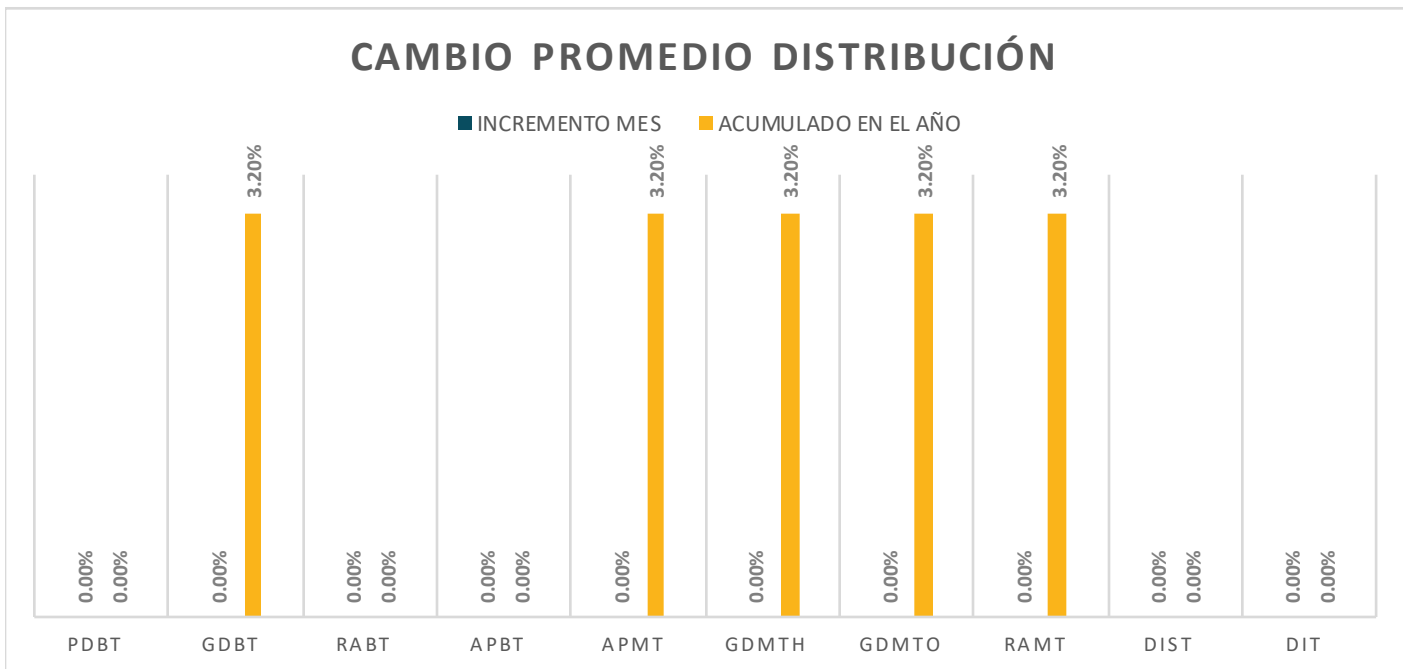
CAMBIO PROMEDIO ENERGÍA PUNTA

■ INCREMENTO MES ■ ACUMULADO EN EL AÑO



TARIFAS DE LA CFE APLICABLES EN 03.2019
DISTRIBUCION \$/kw

REGIÓN	PDBT	GDBT	RABT	APBT	APMT	GDMTH	GDMTO	RAMT	DIST	DIT
BAJA CALIFORNIA	-	186.59	-	-	86.82	86.82	86.82	86.82	-	-
BAJA CALIFORNIA SUR	-	186.59	-	-	86.82	86.82	86.82	86.82	-	-
BAJO	-	356.88	-	-	94.59	94.59	94.59	94.59	-	-
CENTRO OCCIDENTE	-	479.75	-	-	150.00	150.00	150.00	150.00	-	-
CENTRO ORIENTE	-	446.48	-	-	144.32	144.32	144.32	144.32	-	-
CENTRO SUR	-	503.73	-	-	213.42	213.42	213.42	213.42	-	-
GOLFO CENTRO	-	363.05	-	-	120.04	120.04	120.04	120.04	-	-
GOLFO NORTE	-	264.12	-	-	55.81	55.81	55.81	55.81	-	-
JALISCO	-	511.63	-	-	154.70	154.70	154.70	154.70	-	-
NOROESTE	-	205.34	-	-	87.59	87.59	87.59	87.59	-	-
NORTE	-	331.45	-	-	70.50	70.50	70.50	70.50	-	-
ORIENTE	-	487.26	-	-	195.51	195.51	195.51	195.51	-	-
PENINSULAR	-	285.82	-	-	87.62	87.62	87.62	87.62	-	-
SURESTE	-	425.24	-	-	136.64	136.64	136.64	136.64	-	-
VALLE MEXICO CENT	-	236.66	-	-	59.19	59.19	59.19	59.19	-	-
VALLE MEXICO NTE	-	305.14	-	-	84.48	84.48	84.48	84.48	-	-
VALLE MEXICO SUR	-	294.13	-	-	65.97	65.97	65.97	65.97	-	-
MEDIA		345.29			111.41	111.41	111.41			
MIN		186.59			55.81	55.81	55.81			
MAX		511.63			213.42	213.42	213.42			
DESV. EST.		113.02			47.13	47.13	47.13			
COEF. VARIACION		33%			42%	42%	42%			

CAMBIO PROMEDIO DISTRIBUCIÓN


TARIFAS DE LA CFE APLICABLES EN 03.2019

REGIÓN	CAPACIDAD \$/kW									
	PDBT	GDBT	RABT	APBT	APMT	GDMTH	GDMTO	RAMT	DIST	DIT
BAJA CALIFORNIA	-	276.80	-	-	86.82	318.14	303.07	137.02	348.54	357.05
BAJA CALIFORNIA SUR	-	235.12	-	-	86.82	228.05	233.03	137.02	254.31	295.39
BAJO	-	270.18	-	-	94.59	348.54	300.04	137.02	357.05	357.05
CENTRO OCCIDENTE	-	231.14	-	-	150.00	348.40	264.39	137.02	357.05	357.05
CENTRO ORIENTE	-	243.18	-	-	144.32	345.30	297.54	137.02	357.05	357.05
CENTRO SUR	-	214.81	-	-	213.42	324.26	233.34	137.02	357.05	357.05
GOLFO CENTRO	-	270.18	-	-	120.04	348.54	285.30	137.02	357.05	357.05
GOLFO NORTE	-	237.15	-	-	55.81	357.05	303.07	137.02	357.05	357.05
JALISCO	-	216.98	-	-	154.70	348.54	276.84	137.02	357.05	348.54
NOROESTE	-	276.80	-	-	87.59	348.54	303.07	137.02	357.05	348.46
NORTE	-	270.18	-	-	70.50	357.05	276.84	137.02	357.05	357.05
ORIENTE	-	200.70	-	-	195.51	319.92	258.69	137.02	357.05	357.05
PENINSULAR	-	270.18	-	-	87.62	348.54	294.47	137.02	344.75	340.89
SURESTE	-	220.70	-	-	136.64	306.57	229.92	137.02	348.54	309.52
VALLE MEXICO CENT	-	276.80	-	-	59.19	357.05	309.08	137.02	357.05	357.05
VALLE MEXICO NTE	-	265.56	-	-	84.48	357.05	303.07	137.02	348.54	348.54
VALLE MEXICO SUR	-	270.18	-	-	65.97	357.05	310.49	137.02	357.05	357.05
MEDIA		249.80				336.39	281.31	137.02	348.78	348.17
MIN		200.70				228.05	229.92	137.02	254.31	295.39
MAX		276.80				357.05	310.49	137.02	357.05	357.05
DESV. EST.		26.03				32.09	27.87	-	24.70	18.03
COEF. VARIACION		10%				10%	10%	0%	7%	5%

CAMBIO PROMEDIO CAPACIDAD

■ INCREMENTO MES ■ ACUMULADO EN EL AÑO

