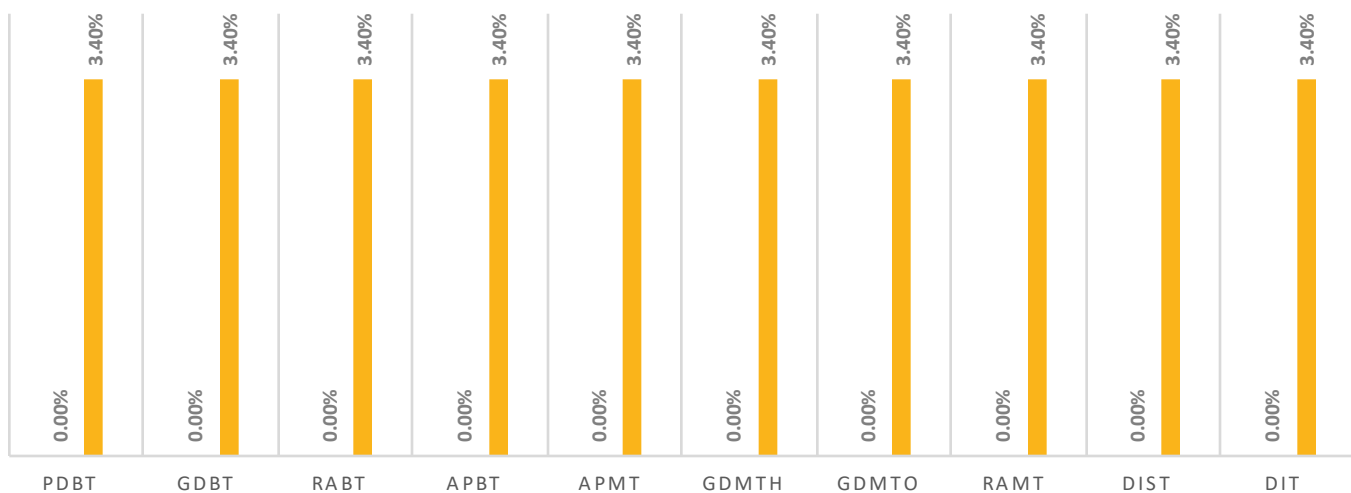


TARIFAS DE LA CFE APLICABLES EN 04.2019
CARGO FIJO

REGIÓN	PDBT	GDBT	RABT	APBT	APMT	GDMTH	GDMTO	RAMT	DIST	DIT
BAJA CALIFORNIA	67.77	677.66	67.77	67.77	677.66	677.66	677.66	677.66	2,032.99	2,032.99
BAJA CALIFORNIA SUR	67.77	677.66	67.77	67.77	677.66	677.66	677.66	677.66	2,032.99	2,032.99
BAJIO	45.10	451.04	45.10	45.10	451.04	451.04	451.04	451.04	1,353.12	1,353.12
CENTRO OCCIDENTE	39.57	395.68	39.57	39.57	395.68	395.68	395.68	395.68	1,187.03	1,187.03
CENTRO ORIENTE	44.31	443.13	44.31	44.31	443.13	443.13	443.13	443.13	1,329.39	1,329.39
CENTRO SUR	49.06	490.63	49.06	49.06	490.63	490.63	490.63	490.63	1,471.89	1,471.89
GOLFO CENTRO	46.31	463.05	46.31	46.31	463.05	463.05	463.05	463.05	1,389.15	1,389.15
GOLFO NORTE	54.25	542.53	54.25	54.25	542.53	542.53	542.53	542.53	1,627.59	1,627.59
JALISCO	50.34	503.36	50.34	50.34	503.36	503.36	503.36	503.36	1,510.07	1,510.07
NOROESTE	61.18	611.85	61.18	61.18	611.85	611.85	611.85	611.85	1,835.54	1,835.54
NORTE	95.81	958.13	95.81	95.81	958.13	958.13	958.13	958.13	2,874.38	2,874.38
ORIENTE	48.41	484.06	48.41	48.41	484.06	484.06	484.06	484.06	1,452.19	1,452.19
PENINSULAR	51.24	512.44	51.24	51.24	512.44	512.44	512.44	512.44	1,537.31	1,537.31
SURESTE	74.84	748.38	74.84	74.84	748.38	748.38	748.38	748.38	2,245.15	2,245.15
VALLE MEXICO CENT	59.10	591.00	59.10	59.10	591.00	591.00	591.00	591.00	1,772.99	1,772.99
VALLE MEXICO NTE	66.36	663.61	66.36	66.36	663.61	663.61	663.61	663.61	1,990.82	1,990.82
VALLE MEXICO SUR	67.67	676.70	67.67	67.67	676.70	676.70	676.70	676.70	2,030.11	2,030.11
MEDIA	58.18	581.82	58.18	58.18	581.82	581.82	581.82	581.82	1,745.45	1,745.45
MIN	39.57	395.68	39.57	39.57	395.68	395.68	395.68	395.68	1,187.03	1,187.03
MAX	95.81	958.13	95.81	95.81	958.13	958.13	958.13	958.13	2,874.38	2,874.38
DESV. EST.	14.14	141.39	14.14	14.14	141.39	141.39	141.39	141.39	424.18	424.18
COEF. VARIACION	24%	24%	24%	24%	24%	24%	24%	24%	24%	24%

CAMBIO PROMEDIO CARGO FIJO

■ INCREMENTO MES ■ ACUMULADO EN EL AÑO



TARIFAS DE LA CFE APLICABLES EN 04.2019
ENERGÍA BASE \$/kWh

REGIÓN	PDBT	GDBT	RABT	APBT	APMT	GDMTH	GDMTO	RAMT	DIST	DIT
BAJA CALIFORNIA	2.2870	0.7680	1.8310	2.5310	1.6000	0.5494	0.6390	0.7090	0.5837	0.5535
BAJA CALIFORNIA SUR	3.5320	2.6870	2.0600	4.5450	2.6360	1.8639	2.0770	0.9100	2.0160	2.2351
BAJIO	3.4660	1.6460	2.2780	3.7240	2.2410	0.9420	1.3700	0.8230	0.9777	0.7716
CENTRO OCCIDENTE	3.4280	1.2920	2.5100	3.7610	2.2310	0.9400	1.2440	0.8220	0.9434	0.8052
CENTRO ORIENTE	3.3420	1.5000	2.4880	3.9000	2.2330	0.9377	1.3530	0.8210	0.9292	0.8491
CENTRO SUR	3.3980	1.3740	2.6970	4.2870	1.8360	0.8629	1.1290	0.8260	0.9681	0.9066
GOLFO CENTRO	3.5870	1.4840	2.3960	3.6340	2.1550	0.8937	1.2090	0.8130	0.9175	0.8670
GOLFO NORTE	3.1950	1.2340	2.1270	3.3740	2.0270	0.9123	1.1290	0.7920	0.8905	0.7237
JALISCO	3.9780	1.3330	2.6640	4.1120	2.2360	0.9058	1.2610	0.8240	0.9613	0.7847
NOROESTE	3.0300	1.3580	2.0190	3.1840	2.0880	0.8666	1.1610	0.7880	0.8902	0.7007
NORTE	3.3350	1.4160	2.5570	3.8160	2.1370	0.9126	1.1080	0.8030	0.8686	0.7781
ORIENTE	3.4530	1.2020	2.5750	3.9330	2.2130	0.8306	1.1810	0.8170	0.8890	0.8700
PENINSULAR	3.6100	1.8560	2.3410	3.8440	2.3520	1.1007	1.5450	0.8540	1.0022	0.8957
SURESTE	3.4600	1.3300	2.4180	3.8040	2.2960	0.9030	1.1400	0.8280	0.9325	0.7233
VALLE MEXICO CENT	3.3160	1.7890	2.0360	3.6420	2.2060	0.9891	1.4200	0.8200	1.0067	0.9134
VALLE MEXICO NTE	3.3570	1.8990	2.3500	4.3170	2.1230	0.9865	1.3880	0.8190	0.7408	0.5898
VALLE MEXICO SUR	3.3720	1.9920	2.3530	4.4070	2.2180	0.9962	1.4330	0.8220	0.9958	0.9170
MEDIA	3.3615	1.5388	2.3353	3.8126	2.1664	0.9643	1.2816	0.8171	0.9714	0.8756
MIN	2.2870	0.7680	1.8310	2.5310	1.6000	0.5494	0.6390	0.7090	0.5837	0.5535
MAX	3.9780	2.6870	2.6970	4.5450	2.6360	1.8639	2.0770	0.9100	2.0160	2.2351
DESV. EST.	0.3402	0.4224	0.2471	0.4863	0.2173	0.2573	0.2861	0.0385	0.2889	0.3665
COEF. VARIACION	10%	27%	11%	13%	10%	27%	22%	5%	30%	42%

CAMBIO PROMEDIO ENERGÍA BASE

■ INCREMENTO MES ■ ACUMULADO EN EL AÑO

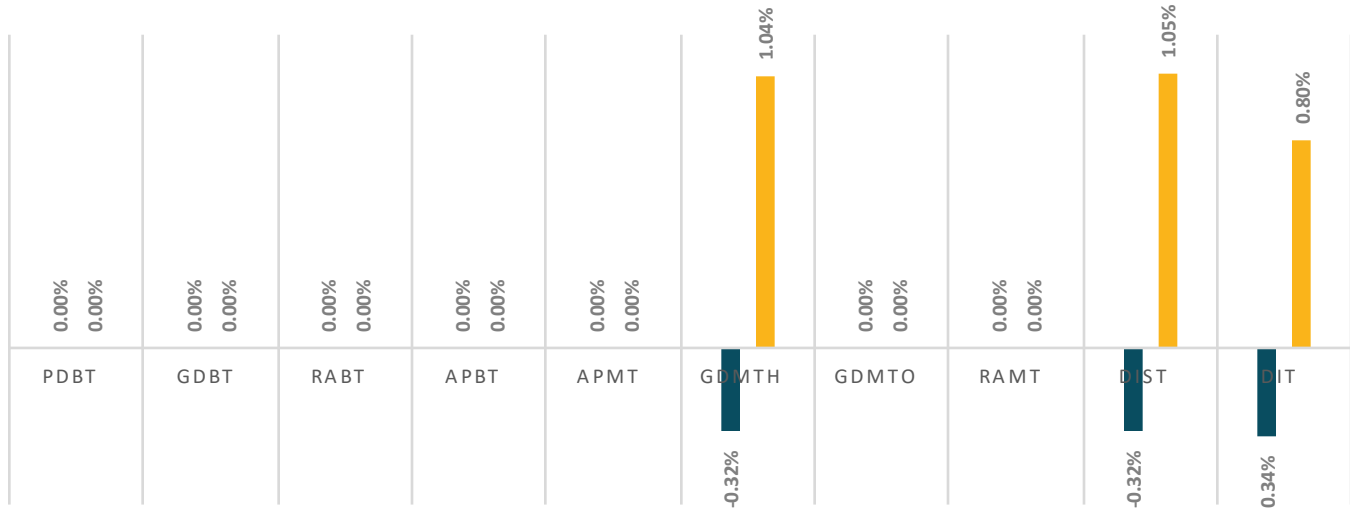


TARIFAS DE LA CFE APLICABLES EN 04.2019
ENERGÍA INTERMEDIA \$/kWh

REGIÓN	PDBT	GDBT	RABT	APBT	APMT	GDMTH	GDMTO	RAMT	DIST	DIT
BAJA CALIFORNIA	-	-	-	-	-	0.8493	-	-	0.9113	0.9322
BAJA CALIFORNIA SUR	-	-	-	-	-	2.3647	-	-	2.5621	2.7964
BAJO	-	-	-	-	-	1.6676	-	-	1.5938	1.4259
CENTRO OCCIDENTE	-	-	-	-	-	1.6699	-	-	1.5387	1.4276
CENTRO ORIENTE	-	-	-	-	-	1.6706	-	-	1.5746	1.4482
CENTRO SUR	-	-	-	-	-	1.5182	-	-	1.5921	1.5520
GOLFO CENTRO	-	-	-	-	-	1.5064	-	-	1.4694	1.5347
GOLFO NORTE	-	-	-	-	-	1.4121	-	-	1.3927	1.2617
JALISCO	-	-	-	-	-	1.6111	-	-	1.5754	1.4310
NOROESTE	-	-	-	-	-	1.3847	-	-	1.3351	1.1667
NORTE	-	-	-	-	-	1.4469	-	-	1.3899	1.2918
ORIENTE	-	-	-	-	-	1.4550	-	-	1.5466	1.4628
PENINSULAR	-	-	-	-	-	1.8481	-	-	1.7051	1.5940
SURESTE	-	-	-	-	-	1.5621	-	-	1.5722	1.3091
VALLE MEXICO CENT	-	-	-	-	-	1.6287	-	-	1.7222	1.6383
VALLE MEXICO NTE	-	-	-	-	-	1.6174	-	-	1.2816	1.0728
VALLE MEXICO SUR	-	-	-	-	-	1.6381	-	-	1.6313	1.6348
MEDIA						1.5795			1.5526	1.4694
MIN						0.8493			0.9113	0.9322
MAX						2.3647			2.5621	2.7964
DESV. EST.						0.2919			0.3234	0.3942
COEF. VARIACION						18%			21%	27%

CAMBIO PROMEDIO ENERGÍA INTERMEDIA

■ INCREMENTO MES ■ ACUMULADO EN EL AÑO

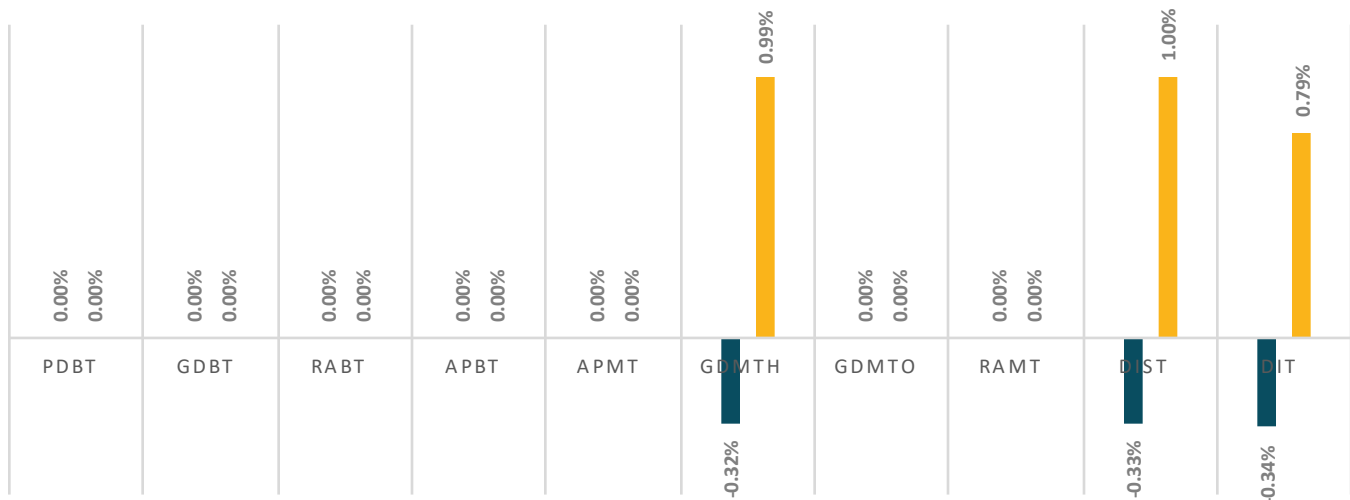


TARIFAS DE LA CFE APLICABLES EN 04.2019
ENERGÍA PUNTA \$/kWh

REGIÓN	PDBT	GDBT	RABT	APBT	APMT	GDMTH	GDMTO	RAMT	DIST	DIT
BAJA CALIFORNIA	-	-	-	-	-	1.1439	-	-	1.2344	1.3018
BAJA CALIFORNIA SUR	-	-	-	-	-	3.3257	-	-	3.6137	3.9802
BAJIO	-	-	-	-	-	1.8989	-	-	1.8892	1.5763
CENTRO OCCIDENTE	-	-	-	-	-	1.8798	-	-	1.8102	1.6014
CENTRO ORIENTE	-	-	-	-	-	1.8847	-	-	1.7750	1.7116
CENTRO SUR	-	-	-	-	-	1.7174	-	-	1.8588	1.8199
GOLFO CENTRO	-	-	-	-	-	1.7446	-	-	1.6574	1.6730
GOLFO NORTE	-	-	-	-	-	1.5319	-	-	1.5109	1.3250
JALISCO	-	-	-	-	-	1.8119	-	-	1.8602	1.6249
NOROESTE	-	-	-	-	-	1.5341	-	-	1.5538	1.2875
NORTE	-	-	-	-	-	1.6919	-	-	1.6279	1.4830
ORIENTE	-	-	-	-	-	1.6336	-	-	1.7376	1.7206
PENINSULAR	-	-	-	-	-	2.0614	-	-	1.8606	1.7104
SURESTE	-	-	-	-	-	1.7512	-	-	1.8149	1.4482
VALLE MEXICO CENT	-	-	-	-	-	1.9006	-	-	1.9466	1.8213
VALLE MEXICO NTE	-	-	-	-	-	1.8895	-	-	1.4422	1.1943
VALLE MEXICO SUR	-	-	-	-	-	1.9143	-	-	1.9132	1.8278
MEDIA						1.8421			1.8298	1.7122
MIN						1.1439			1.2344	1.1943
MAX						3.3257			3.6137	3.9802
DESV. EST.						0.4363			0.4984	0.6180
COEF. VARIACION						24%			27%	36%

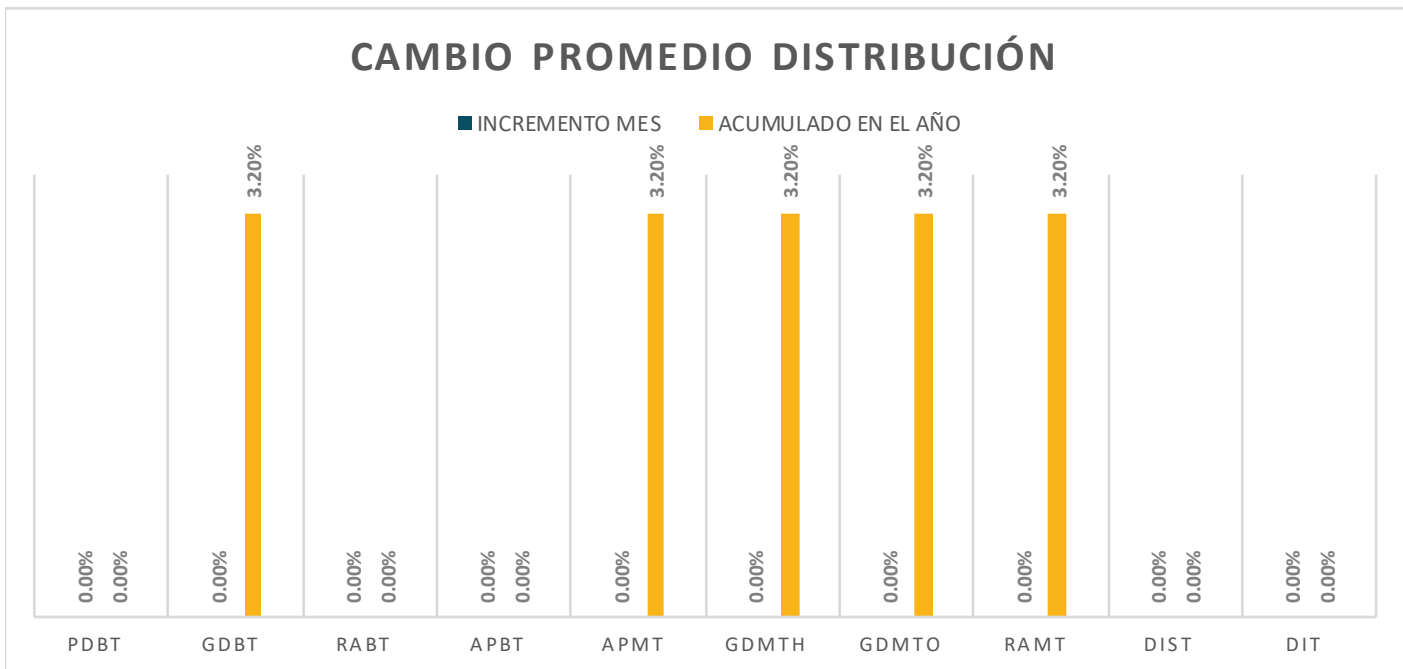
CAMBIO PROMEDIO ENERGÍA PUNTA

■ INCREMENTO MES ■ ACUMULADO EN EL AÑO



TARIFAS DE LA CFE APLICABLES EN 04.2019
DISTRIBUCION \$/kw

REGIÓN	PDBT	GDBT	RABT	APBT	APMT	GDMTH	GDMTO	RAMT	DIST	DIT
BAJA CALIFORNIA	-	186.59	-	-	86.82	86.82	86.82	86.82	-	-
BAJA CALIFORNIA SUR	-	186.59	-	-	86.82	86.82	86.82	86.82	-	-
BAJIO	-	356.88	-	-	94.59	94.59	94.59	94.59	-	-
CENTRO OCCIDENTE	-	479.75	-	-	150.00	150.00	150.00	150.00	-	-
CENTRO ORIENTE	-	446.48	-	-	144.32	144.32	144.32	144.32	-	-
CENTRO SUR	-	503.73	-	-	213.42	213.42	213.42	213.42	-	-
GOLFO CENTRO	-	363.05	-	-	120.04	120.04	120.04	120.04	-	-
GOLFO NORTE	-	264.12	-	-	55.81	55.81	55.81	55.81	-	-
JALISCO	-	511.63	-	-	154.70	154.70	154.70	154.70	-	-
NOROESTE	-	205.34	-	-	87.59	87.59	87.59	87.59	-	-
NORTE	-	331.45	-	-	70.50	70.50	70.50	70.50	-	-
ORIENTE	-	487.26	-	-	195.51	195.51	195.51	195.51	-	-
PENINSULAR	-	285.82	-	-	87.62	87.62	87.62	87.62	-	-
SURESTE	-	425.24	-	-	136.64	136.64	136.64	136.64	-	-
VALLE MEXICO CENT	-	236.66	-	-	59.19	59.19	59.19	59.19	-	-
VALLE MEXICO NTE	-	305.14	-	-	84.48	84.48	84.48	84.48	-	-
VALLE MEXICO SUR	-	294.13	-	-	65.97	65.97	65.97	65.97	-	-
MEDIA		345.29			111.41	111.41	111.41			
MIN		186.59			55.81	55.81	55.81			
MAX		511.63			213.42	213.42	213.42			
DESV. EST.		113.02			47.13	47.13	47.13			
COEF. VARIACION		33%			42%	42%	42%			

CAMBIO PROMEDIO DISTRIBUCIÓN


TARIFAS DE LA CFE APLICABLES EN 04.2019

REGIÓN	CAPACIDAD \$/kW									
	PDBT	GDBT	RABT	APBT	APMT	GDMTH	GDMTO	RAMT	DIST	DIT
BAJA CALIFORNIA	-	275.79	-	-	-	316.99	301.97	136.52	347.27	355.76
BAJA CALIFORNIA SUR	-	234.27	-	-	-	227.22	232.19	136.52	253.39	294.32
BAJIO	-	269.20	-	-	-	347.27	298.96	136.52	355.76	355.76
CENTRO OCCIDENTE	-	230.31	-	-	-	347.14	263.44	136.52	355.76	355.76
CENTRO ORIENTE	-	242.30	-	-	-	344.05	296.46	136.52	355.76	355.76
CENTRO SUR	-	214.03	-	-	-	323.09	232.49	136.52	355.76	355.76
GOLFO CENTRO	-	269.20	-	-	-	347.27	284.26	136.52	355.76	355.76
GOLFO NORTE	-	236.29	-	-	-	355.76	301.97	136.52	355.76	355.76
JALISCO	-	216.19	-	-	-	347.27	275.84	136.52	355.76	347.27
NOROESTE	-	275.79	-	-	-	347.27	301.97	136.52	355.76	347.20
NORTE	-	269.20	-	-	-	355.76	275.84	136.52	355.76	355.76
ORIENTE	-	199.98	-	-	-	318.76	257.75	136.52	355.76	355.76
PENINSULAR	-	269.20	-	-	-	347.27	293.41	136.52	343.50	339.66
SURESTE	-	219.90	-	-	-	305.46	229.09	136.52	347.27	308.40
VALLE MEXICO CENT	-	275.79	-	-	-	355.76	307.96	136.52	355.76	355.76
VALLE MEXICO NTE	-	264.60	-	-	-	355.76	301.97	136.52	347.27	347.27
VALLE MEXICO SUR	-	269.20	-	-	-	355.76	309.37	136.52	355.76	355.76
MEDIA		248.90				335.17	280.29	136.52	347.52	346.91
MIN		199.98				227.22	229.09	136.52	253.39	294.32
MAX		275.79				355.76	309.37	136.52	355.76	355.76
DESV. EST.		25.93				31.97	27.77	-	24.61	17.96
COEF. VARIACION		10%				10%	10%	0%	7%	5%

CAMBIO PROMEDIO CAPACIDAD
