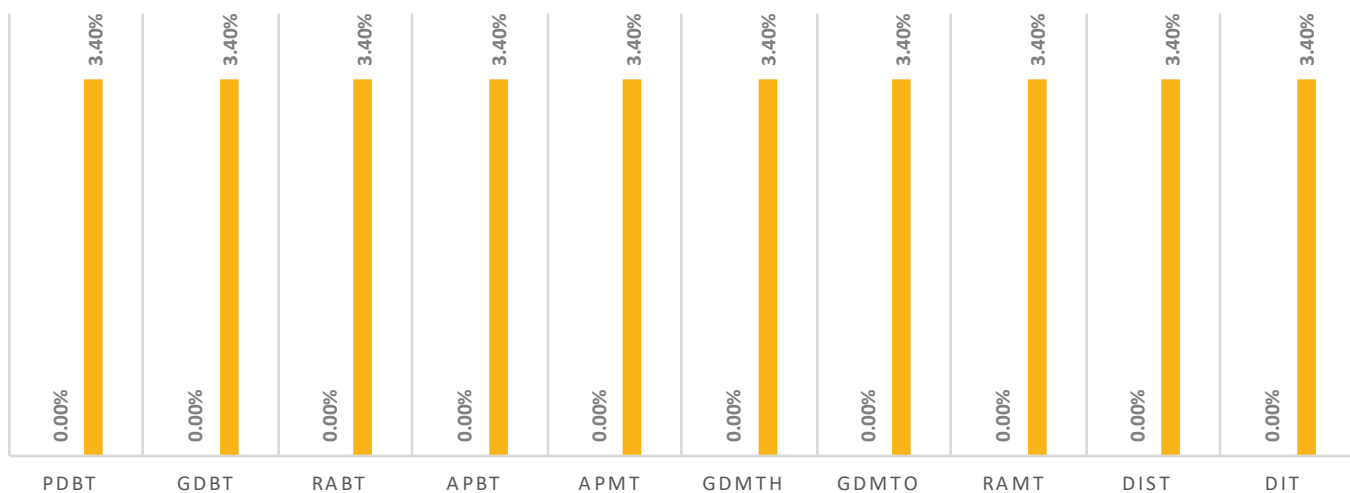


**TARIFAS DE LA CFE APLICABLES EN 05.2019**
**CARGO FIJO**

REGIÓN	PDBT	GDBT	RABT	APBT	APMT	GDMTH	GDMTO	RAMT	DIST	DIT
BAJA CALIFORNIA	67.77	677.66	67.77	67.77	677.66	677.66	677.66	677.66	2,032.99	2,032.99
BAJA CALIFORNIA SUR	67.77	677.66	67.77	67.77	677.66	677.66	677.66	677.66	2,032.99	2,032.99
BAJIO	45.10	451.04	45.10	45.10	451.04	451.04	451.04	451.04	1,353.12	1,353.12
CENTRO OCCIDENTE	39.57	395.68	39.57	39.57	395.68	395.68	395.68	395.68	1,187.03	1,187.03
CENTRO ORIENTE	44.31	443.13	44.31	44.31	443.13	443.13	443.13	443.13	1,329.39	1,329.39
CENTRO SUR	49.06	490.63	49.06	49.06	490.63	490.63	490.63	490.63	1,471.89	1,471.89
GOLFO CENTRO	46.31	463.05	46.31	46.31	463.05	463.05	463.05	463.05	1,389.15	1,389.15
GOLFO NORTE	54.25	542.53	54.25	54.25	542.53	542.53	542.53	542.53	1,627.59	1,627.59
JALISCO	50.34	503.36	50.34	50.34	503.36	503.36	503.36	503.36	1,510.07	1,510.07
NOROESTE	61.18	611.85	61.18	61.18	611.85	611.85	611.85	611.85	1,835.54	1,835.54
NORTE	95.81	958.13	95.81	95.81	958.13	958.13	958.13	958.13	2,874.38	2,874.38
ORIENTE	48.41	484.06	48.41	48.41	484.06	484.06	484.06	484.06	1,452.19	1,452.19
PENINSULAR	51.24	512.44	51.24	51.24	512.44	512.44	512.44	512.44	1,537.31	1,537.31
SURESTE	74.84	748.38	74.84	74.84	748.38	748.38	748.38	748.38	2,245.15	2,245.15
VALLE MEXICO CENT	59.10	591.00	59.10	59.10	591.00	591.00	591.00	591.00	1,772.99	1,772.99
VALLE MEXICO NTE	66.36	663.61	66.36	66.36	663.61	663.61	663.61	663.61	1,990.82	1,990.82
VALLE MEXICO SUR	67.67	676.70	67.67	67.67	676.70	676.70	676.70	676.70	2,030.11	2,030.11
<b>MEDIA</b>	<b>58.18</b>	<b>581.82</b>	<b>58.18</b>	<b>58.18</b>	<b>581.82</b>	<b>581.82</b>	<b>581.82</b>	<b>581.82</b>	<b>1,745.45</b>	<b>1,745.45</b>
<b>MIN</b>	<b>39.57</b>	<b>395.68</b>	<b>39.57</b>	<b>39.57</b>	<b>395.68</b>	<b>395.68</b>	<b>395.68</b>	<b>395.68</b>	<b>1,187.03</b>	<b>1,187.03</b>
<b>MAX</b>	<b>95.81</b>	<b>958.13</b>	<b>95.81</b>	<b>95.81</b>	<b>958.13</b>	<b>958.13</b>	<b>958.13</b>	<b>958.13</b>	<b>2,874.38</b>	<b>2,874.38</b>
<b>DESV. EST.</b>	<b>14.14</b>	<b>141.39</b>	<b>14.14</b>	<b>14.14</b>	<b>141.39</b>	<b>141.39</b>	<b>141.39</b>	<b>141.39</b>	<b>424.18</b>	<b>424.18</b>
<b>COEF. VARIACION</b>	<b>24%</b>	<b>24%</b>	<b>24%</b>	<b>24%</b>	<b>24%</b>	<b>24%</b>	<b>24%</b>	<b>24%</b>	<b>24%</b>	<b>24%</b>

**CAMBIO PROMEDIO CARGO FIJO**

■ INCREMENTO MES   ■ ACUMULADO EN EL AÑO

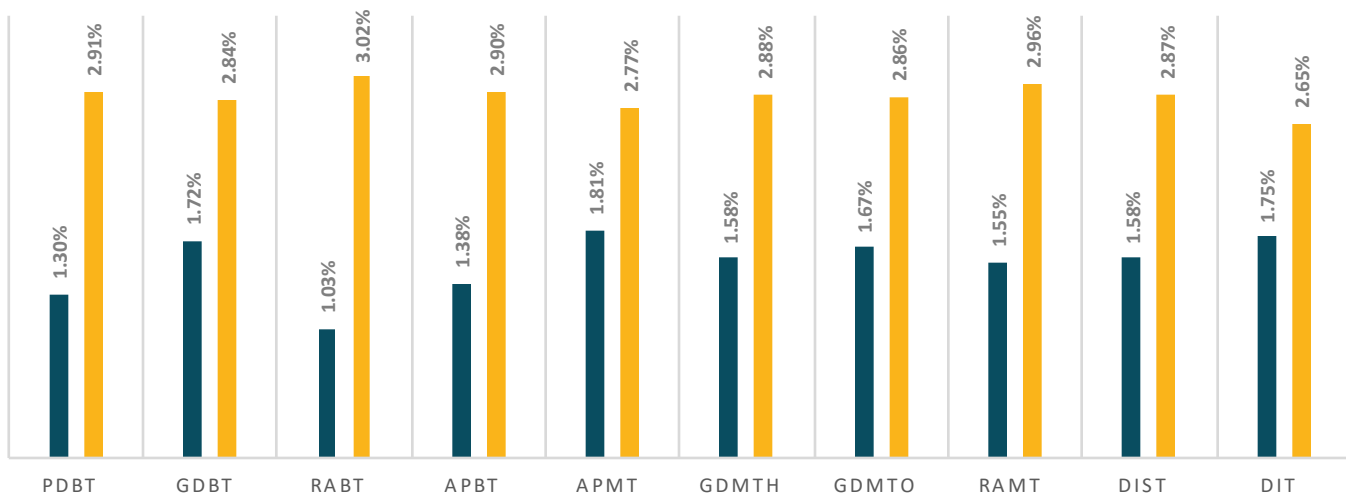


**TARIFAS DE LA CFE APLICABLES EN 05.2019**
**ENERGÍA BASE \$/kWh**

REGIÓN	PDBT	GDBT	RABT	APBT	APMT	GDMTH	GDMTO	RAMT	DIST	DIT
BAJA CALIFORNIA	2.3160	0.7800	1.8510	2.5650	1.6270	0.5567	0.6480	0.7190	0.5916	0.5627
BAJA CALIFORNIA SUR	3.5840	2.7360	2.0840	4.6170	2.6840	1.8969	2.1140	0.9240	2.0521	2.2773
BAJIO	3.5130	1.6750	2.3030	3.7770	2.2820	0.9570	1.3930	0.8360	0.9934	0.7850
CENTRO OCCIDENTE	3.4680	1.3140	2.5320	3.8070	2.2720	0.9550	1.2650	0.8350	0.9584	0.8193
CENTRO ORIENTE	3.3820	1.5260	2.5120	3.9510	2.2740	0.9526	1.3760	0.8340	0.9439	0.8640
CENTRO SUR	3.4370	1.3970	2.7220	4.3430	1.8680	0.8763	1.1470	0.8390	0.9836	0.9227
GOLFO CENTRO	3.6330	1.5100	2.4170	3.6810	2.1940	0.9078	1.2290	0.8250	0.9320	0.8823
GOLFO NORTE	3.2390	1.2550	2.1510	3.4220	2.0630	0.9266	1.1480	0.8040	0.9044	0.7362
JALISCO	4.0270	1.3560	2.6880	4.1640	2.2770	0.9200	1.2820	0.8370	0.9767	0.7984
NOROESTE	3.0710	1.3820	2.0410	3.2290	2.1260	0.8801	1.1810	0.8000	0.9041	0.7128
NORTE	3.3730	1.4400	2.5800	3.8630	2.1760	0.9269	1.1260	0.8160	0.8821	0.7916
ORIENTE	3.4930	1.2220	2.5980	3.9830	2.2530	0.8434	1.2000	0.8300	0.9029	0.8854
PENINSULAR	3.6590	1.8890	2.3650	3.8980	2.3950	1.1188	1.5720	0.8670	1.0184	0.9115
SURESTE	3.5030	1.3530	2.4420	3.8540	2.3370	0.9172	1.1590	0.8410	0.9472	0.7358
VALLE MEXICO CENT	3.3660	1.8200	2.0600	3.6980	2.2460	1.0050	1.4440	0.8330	1.0229	0.9296
VALLE MEXICO NTE	3.4040	1.9320	2.3780	4.3840	2.1610	1.0023	1.4120	0.8320	0.7518	0.5997
VALLE MEXICO SUR	3.4210	2.0270	2.3800	4.4760	2.2590	1.0122	1.4570	0.8340	1.0118	0.9333
<b>MEDIA</b>	<b>3.4052</b>	<b>1.5655</b>	<b>2.3591</b>	<b>3.8654</b>	<b>2.2055</b>	<b>0.9797</b>	<b>1.3031</b>	<b>0.8298</b>	<b>0.9869</b>	<b>0.8910</b>
<b>MIN</b>	<b>2.3160</b>	<b>0.7800</b>	<b>1.8510</b>	<b>2.5650</b>	<b>1.6270</b>	<b>0.5567</b>	<b>0.6480</b>	<b>0.7190</b>	<b>0.5916</b>	<b>0.5627</b>
<b>MAX</b>	<b>4.0270</b>	<b>2.7360</b>	<b>2.7220</b>	<b>4.6170</b>	<b>2.6840</b>	<b>1.8969</b>	<b>2.1140</b>	<b>0.9240</b>	<b>2.0521</b>	<b>2.2773</b>
<b>DESV. EST.</b>	<b>0.3444</b>	<b>0.4305</b>	<b>0.2476</b>	<b>0.4945</b>	<b>0.2218</b>	<b>0.2623</b>	<b>0.2917</b>	<b>0.0393</b>	<b>0.2946</b>	<b>0.3737</b>
<b>COEF. VARIACION</b>	<b>10%</b>	<b>27%</b>	<b>10%</b>	<b>13%</b>	<b>10%</b>	<b>27%</b>	<b>22%</b>	<b>5%</b>	<b>30%</b>	<b>42%</b>

**CAMBIO PROMEDIO ENERGÍA BASE**

■ INCREMENTO MES    ■ ACUMULADO EN EL AÑO

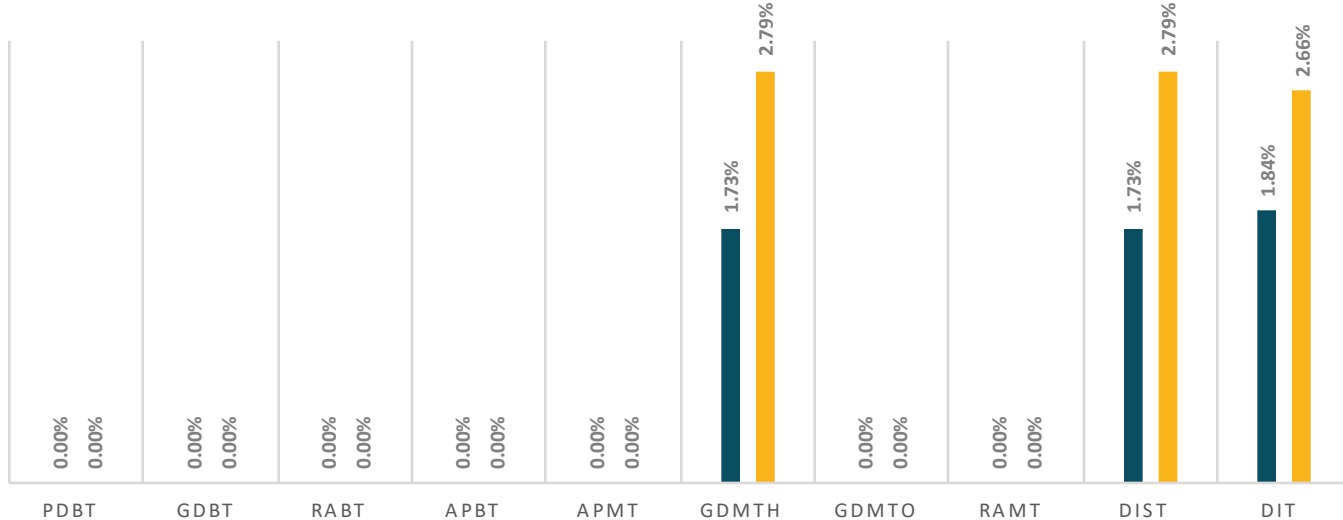


**TARIFAS DE LA CFE APLICABLES EN 05.2019**
**ENERGÍA INTERMEDIA \$/kWh**

REGIÓN	PDBT	GDBT	RABT	APBT	APMT	GDMTH	GDMTO	RAMT	DIST	DIT
BAJA CALIFORNIA	-	-	-	-	-	0.8624	-	-	0.9257	0.9488
BAJA CALIFORNIA SUR	-	-	-	-	-	2.4075	-	-	2.6088	2.8496
BAJO	-	-	-	-	-	1.6967	-	-	1.6215	1.4522
CENTRO OCCIDENTE	-	-	-	-	-	1.6991	-	-	1.5654	1.4540
CENTRO ORIENTE	-	-	-	-	-	1.6999	-	-	1.6020	1.4749
CENTRO SUR	-	-	-	-	-	1.5444	-	-	1.6198	1.5808
GOLFO CENTRO	-	-	-	-	-	1.5325	-	-	1.4947	1.5632
GOLFO NORTE	-	-	-	-	-	1.4363	-	-	1.4165	1.2848
JALISCO	-	-	-	-	-	1.6392	-	-	1.6028	1.4574
NOROESTE	-	-	-	-	-	1.4083	-	-	1.3578	1.1879
NORTE	-	-	-	-	-	1.4717	-	-	1.4137	1.3155
ORIENTE	-	-	-	-	-	1.4801	-	-	1.5734	1.4898
PENINSULAR	-	-	-	-	-	1.8809	-	-	1.7350	1.6236
SURESTE	-	-	-	-	-	1.5893	-	-	1.5995	1.3331
VALLE MEXICO CENT	-	-	-	-	-	1.6571	-	-	1.7524	1.6687
VALLE MEXICO NTE	-	-	-	-	-	1.6456	-	-	1.3032	1.0922
VALLE MEXICO SUR	-	-	-	-	-	1.6667	-	-	1.6598	1.6651
<b>MEDIA</b>						1.6069			1.5795	1.4966
<b>MIN</b>						0.8624			0.9257	0.9488
<b>MAX</b>						2.4075			2.6088	2.8496
<b>DESV. EST.</b>						0.2976			0.3297	0.4020
<b>COEF. VARIACION</b>						19%			21%	27%

**CAMBIO PROMEDIO ENERGÍA INTERMEDIA**

■ INCREMENTO MES    ■ ACUMULADO EN EL AÑO

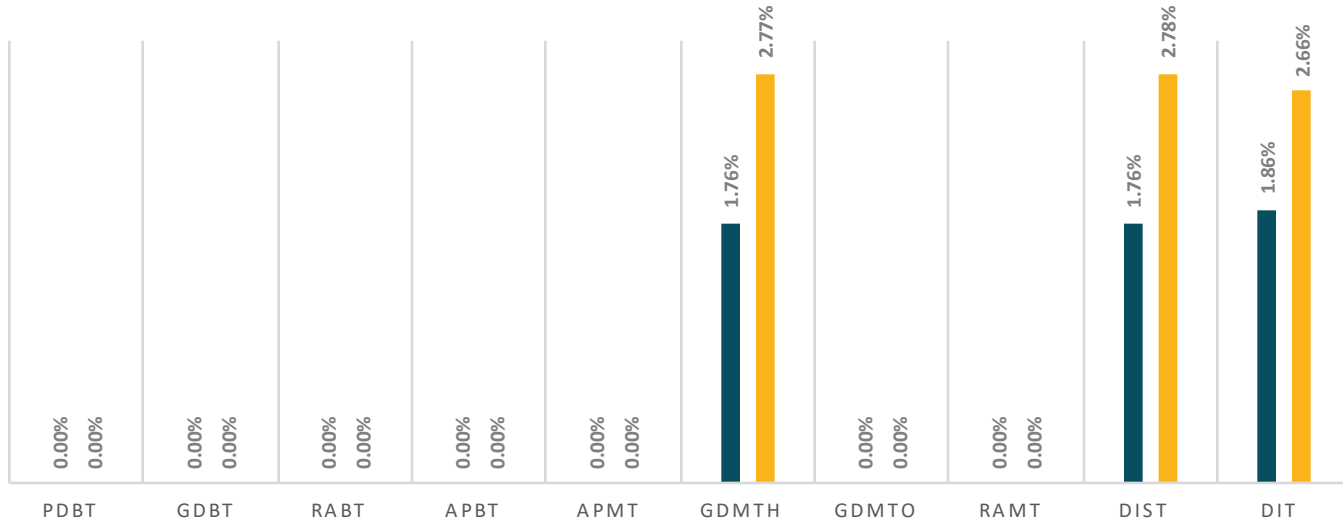


**TARIFAS DE LA CFE APLICABLES EN 05.2019**
**ENERGÍA PUNTA \$/kWh**

REGIÓN	PDBT	GDBT	RABT	APBT	APMT	GDMTH	GDMTO	RAMT	DIST	DIT
BAJA CALIFORNIA	-	-	-	-	-	1.1628	-	-	1.2551	1.3256
BAJA CALIFORNIA SUR	-	-	-	-	-	3.3874	-	-	3.6811	4.0566
BAJO	-	-	-	-	-	1.9326	-	-	1.9227	1.6055
CENTRO OCCIDENTE	-	-	-	-	-	1.9131	-	-	1.8421	1.6311
CENTRO ORIENTE	-	-	-	-	-	1.9181	-	-	1.8063	1.7435
CENTRO SUR	-	-	-	-	-	1.7476	-	-	1.8917	1.8540
GOLFO CENTRO	-	-	-	-	-	1.7753	-	-	1.6864	1.7042
GOLFO NORTE	-	-	-	-	-	1.5584	-	-	1.5370	1.3493
JALISCO	-	-	-	-	-	1.8439	-	-	1.8931	1.6551
NOROESTE	-	-	-	-	-	1.5606	-	-	1.5808	1.3111
NORTE	-	-	-	-	-	1.7216	-	-	1.6563	1.5104
ORIENTE	-	-	-	-	-	1.6621	-	-	1.7682	1.7526
PENINSULAR	-	-	-	-	-	2.0983	-	-	1.8936	1.7422
SURESTE	-	-	-	-	-	1.7820	-	-	1.8470	1.4749
VALLE MEXICO CENT	-	-	-	-	-	1.9344	-	-	1.9812	1.8554
VALLE MEXICO NTE	-	-	-	-	-	1.9230	-	-	1.4670	1.2160
VALLE MEXICO SUR	-	-	-	-	-	1.9484	-	-	1.9473	1.8620
<b>MEDIA</b>						1.8747			1.8622	1.7441
<b>MIN</b>						1.1628			1.2551	1.2160
<b>MAX</b>						3.3874			3.6811	4.0566
<b>DESV. EST.</b>						0.4448			0.5082	0.6301
<b>COEF. VARIACION</b>						24%			27%	36%

**CAMBIO PROMEDIO ENERGÍA PUNTA**

■ INCREMENTO MES    ■ ACUMULADO EN EL AÑO

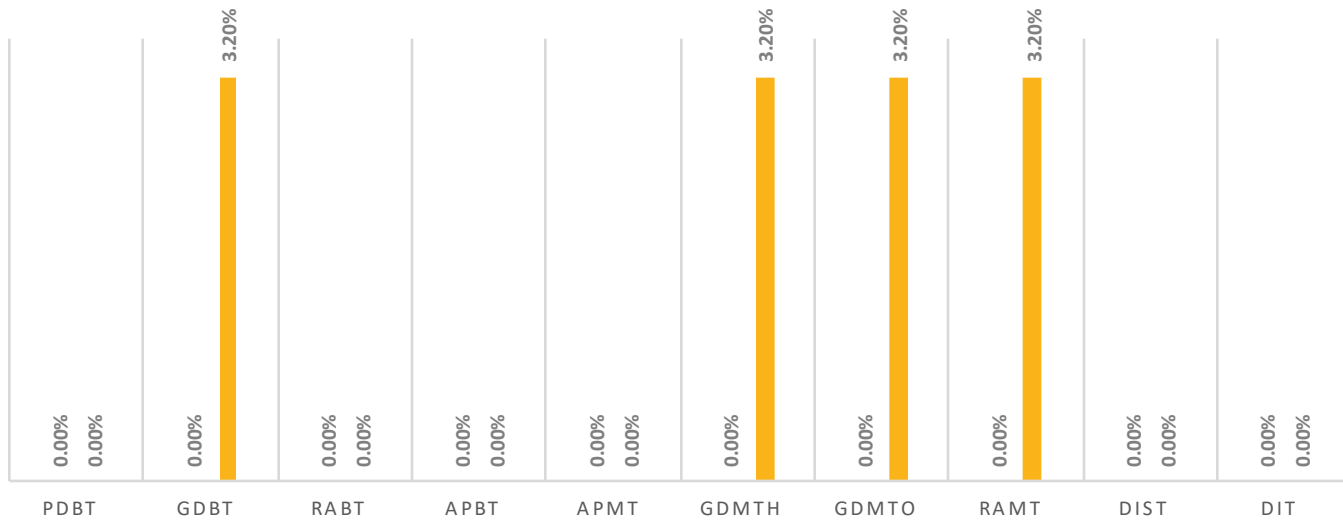


**TARIFAS DE LA CFE APLICABLES EN 05.2019**
**DISTRIBUCION \$/kw**

REGIÓN	PDBT	GDBT	RABT	APBT	APMT	GDMTH	GDMTO	RAMT	DIST	DIT
BAJA CALIFORNIA	-	186.59	-	86.82	-	86.82	86.82	86.82	-	-
BAJA CALIFORNIA SUR	-	186.59	-	86.82	-	86.82	86.82	86.82	-	-
BAJO	-	356.88	-	94.59	-	94.59	94.59	94.59	-	-
CENTRO OCCIDENTE	-	479.75	-	150.00	-	150.00	150.00	150.00	-	-
CENTRO ORIENTE	-	446.48	-	144.32	-	144.32	144.32	144.32	-	-
CENTRO SUR	-	503.73	-	213.42	-	213.42	213.42	213.42	-	-
GOLFO CENTRO	-	363.05	-	120.04	-	120.04	120.04	120.04	-	-
GOLFO NORTE	-	264.12	-	55.81	-	55.81	55.81	55.81	-	-
JALISCO	-	511.63	-	154.70	-	154.70	154.70	154.70	-	-
NOROESTE	-	205.34	-	87.59	-	87.59	87.59	87.59	-	-
NORTE	-	331.45	-	70.50	-	70.50	70.50	70.50	-	-
ORIENTE	-	487.26	-	195.51	-	195.51	195.51	195.51	-	-
PENINSULAR	-	285.82	-	87.62	-	87.62	87.62	87.62	-	-
SURESTE	-	425.24	-	136.64	-	136.64	136.64	136.64	-	-
VALLE MEXICO CENT	-	236.66	-	59.19	-	59.19	59.19	59.19	-	-
VALLE MEXICO NTE	-	305.14	-	84.48	-	84.48	84.48	84.48	-	-
VALLE MEXICO SUR	-	294.13	-	65.97	-	65.97	65.97	65.97	-	-
<b>MEDIA</b>		345.29			-	111.41	111.41			
<b>MIN</b>		186.59			-	55.81	55.81			
<b>MAX</b>		511.63			-	213.42	213.42			
<b>DESV. EST.</b>		113.02			-	47.13	47.13			
<b>COEF. VARIACION</b>		<b>33%</b>				<b>42%</b>	<b>42%</b>			

**CAMBIO PROMEDIO DISTRIBUCIÓN**

■ INCREMENTO MES    ■ ACUMULADO EN EL AÑO



**TARIFAS DE LA CFE APLICABLES EN 05.2019**

REGIÓN	CAPACIDAD \$/kW									
	PDBT	GDBT	RABT	APBT	APMT	GDMTH	GDMTO	RAMT	DIST	DIT
BAJA CALIFORNIA	-	281.20	-	-	-	323.20	307.89	139.20	354.09	362.74
BAJA CALIFORNIA SUR	-	238.87	-	-	-	231.68	236.74	139.20	258.36	300.10
BAJIO	-	274.48	-	-	-	354.09	304.82	139.20	362.74	362.74
CENTRO OCCIDENTE	-	234.82	-	-	-	353.95	268.60	139.20	362.74	362.74
CENTRO ORIENTE	-	247.05	-	-	-	350.80	302.27	139.20	362.74	362.74
CENTRO SUR	-	218.23	-	-	-	329.43	237.06	139.20	362.74	362.74
GOLFO CENTRO	-	274.48	-	-	-	354.09	289.84	139.20	362.74	362.74
GOLFO NORTE	-	240.93	-	-	-	362.74	307.89	139.20	362.74	362.74
JALISCO	-	220.43	-	-	-	354.09	281.25	139.20	362.74	354.09
NOROESTE	-	281.20	-	-	-	354.09	307.89	139.20	362.74	354.01
NORTE	-	274.48	-	-	-	362.74	281.25	139.20	362.74	362.74
ORIENTE	-	203.90	-	-	-	325.01	262.81	139.20	362.74	362.74
PENINSULAR	-	274.48	-	-	-	354.09	299.16	139.20	350.24	346.32
SURESTE	-	224.22	-	-	-	311.46	233.58	139.20	354.09	314.45
VALLE MEXICO CENT	-	281.20	-	-	-	362.74	314.00	139.20	362.74	362.74
VALLE MEXICO NTE	-	269.79	-	-	-	362.74	307.89	139.20	354.09	354.09
VALLE MEXICO SUR	-	274.48	-	-	-	362.74	315.44	139.20	362.74	362.74
<b>MEDIA</b>		253.78				341.75	285.79	139.20	354.34	353.72
<b>MIN</b>		203.90				231.68	233.58	139.20	258.36	300.10
<b>MAX</b>		281.20				362.74	315.44	139.20	362.74	362.74
<b>DESV. EST.</b>		26.44				32.60	28.32	0.00	25.09	18.32
<b>COEF. VARIACION</b>		10%				10%	10%	0%	7%	5%

**CAMBIO PROMEDIO CAPACIDAD**
