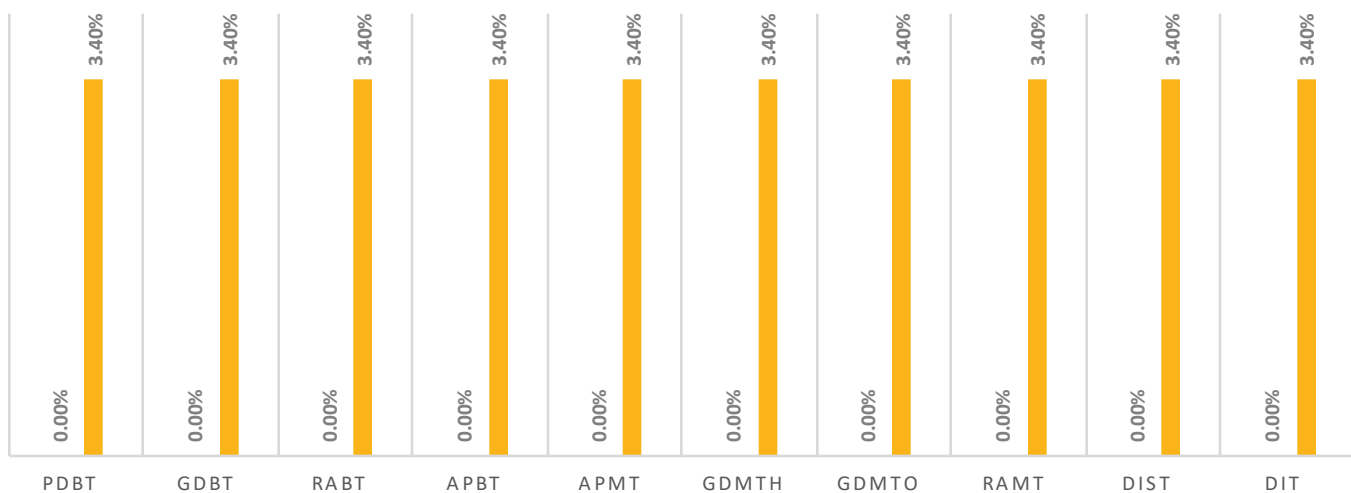


**TARIFAS DE LA CFE APLICABLES EN 08.2019**
**CARGO FIJO**

REGIÓN	PDBT	GDBT	RABT	APBT	APMT	GDMTH	GDMTO	RAMT	DIST	DIT
BAJA CALIFORNIA	67.77	677.66	67.77	67.77	677.66	677.66	677.66	677.66	2,032.99	2,032.99
BAJA CALIFORNIA SUR	67.77	677.66	67.77	67.77	677.66	677.66	677.66	677.66	2,032.99	2,032.99
BAJIO	45.10	451.04	45.10	45.10	451.04	451.04	451.04	451.04	1,353.12	1,353.12
CENTRO OCCIDENTE	39.57	395.68	39.57	39.57	395.68	395.68	395.68	395.68	1,187.03	1,187.03
CENTRO ORIENTE	44.31	443.13	44.31	44.31	443.13	443.13	443.13	443.13	1,329.39	1,329.39
CENTRO SUR	49.06	490.63	49.06	49.06	490.63	490.63	490.63	490.63	1,471.89	1,471.89
GOLFO CENTRO	46.31	463.05	46.31	46.31	463.05	463.05	463.05	463.05	1,389.15	1,389.15
GOLFO NORTE	54.25	542.53	54.25	54.25	542.53	542.53	542.53	542.53	1,627.59	1,627.59
JALISCO	50.34	503.36	50.34	50.34	503.36	503.36	503.36	503.36	1,510.07	1,510.07
NOROESTE	61.18	611.85	61.18	61.18	611.85	611.85	611.85	611.85	1,835.54	1,835.54
NORTE	95.81	958.13	95.81	95.81	958.13	958.13	958.13	958.13	2,874.38	2,874.38
ORIENTE	48.41	484.06	48.41	48.41	484.06	484.06	484.06	484.06	1,452.19	1,452.19
PENINSULAR	51.24	512.44	51.24	51.24	512.44	512.44	512.44	512.44	1,537.31	1,537.31
SURESTE	74.84	748.38	74.84	74.84	748.38	748.38	748.38	748.38	2,245.15	2,245.15
VALLE MEXICO CENT	59.10	591.00	59.10	59.10	591.00	591.00	591.00	591.00	1,772.99	1,772.99
VALLE MEXICO NTE	66.36	663.61	66.36	66.36	663.61	663.61	663.61	663.61	1,990.82	1,990.82
VALLE MEXICO SUR	67.67	676.70	67.67	67.67	676.70	676.70	676.70	676.70	2,030.11	2,030.11
<b>MEDIA</b>	<b>58.18</b>	<b>581.82</b>	<b>58.18</b>	<b>58.18</b>	<b>581.82</b>	<b>581.82</b>	<b>581.82</b>	<b>581.82</b>	<b>1,745.45</b>	<b>1,745.45</b>
<b>MIN</b>	<b>39.57</b>	<b>395.68</b>	<b>39.57</b>	<b>39.57</b>	<b>395.68</b>	<b>395.68</b>	<b>395.68</b>	<b>395.68</b>	<b>1,187.03</b>	<b>1,187.03</b>
<b>MAX</b>	<b>95.81</b>	<b>958.13</b>	<b>95.81</b>	<b>95.81</b>	<b>958.13</b>	<b>958.13</b>	<b>958.13</b>	<b>958.13</b>	<b>2,874.38</b>	<b>2,874.38</b>
<b>DESV. EST.</b>	<b>14.14</b>	<b>141.39</b>	<b>14.14</b>	<b>14.14</b>	<b>141.39</b>	<b>141.39</b>	<b>141.39</b>	<b>141.39</b>	<b>424.18</b>	<b>424.18</b>
<b>COEF. VARIACION</b>	<b>24%</b>	<b>24%</b>	<b>24%</b>	<b>24%</b>	<b>24%</b>	<b>24%</b>	<b>24%</b>	<b>24%</b>	<b>24%</b>	<b>24%</b>

**CAMBIO PROMEDIO CARGO FIJO**

■ INCREMENTO MES   ■ ACUMULADO EN EL AÑO

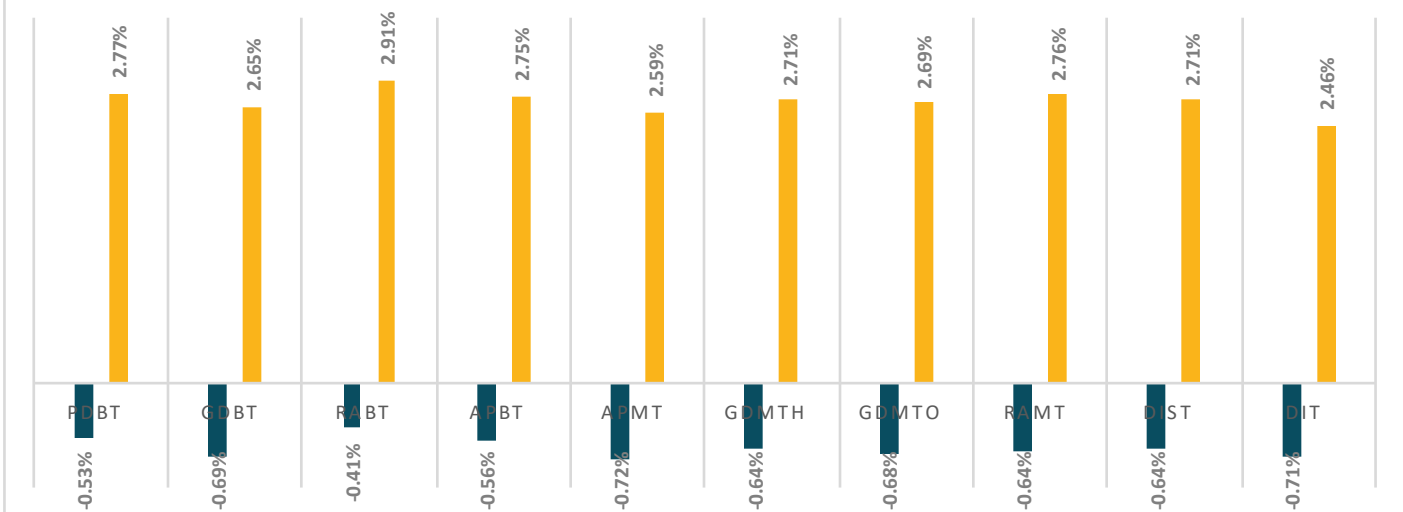


**TARIFAS DE LA CFE APLICABLES EN 08.2019**
**ENERGÍA BASE \$/kWh**

REGIÓN	PDBT	GDBT	RABT	APBT	APMT	GDMTH	GDMTO	RAMT	DIST	DIT
BAJA CALIFORNIA	2.3120	0.7780	1.8490	2.5620	1.6250	0.5559	0.6470	0.7180	0.5908	0.5617
BAJA CALIFORNIA SUR	3.5790	2.7310	2.0820	4.6100	2.6800	1.8935	2.1110	0.9220	2.0483	2.2729
BAJIO	3.5080	1.6720	2.3000	3.7710	2.2770	0.9554	1.3910	0.8340	0.9917	0.7836
CENTRO OCCIDENTE	3.4630	1.3120	2.5290	3.8020	2.2680	0.9534	1.2630	0.8330	0.9569	0.8179
CENTRO ORIENTE	3.3790	1.5230	2.5090	3.9450	2.2700	0.9510	1.3730	0.8320	0.9424	0.8625
CENTRO SUR	3.4330	1.3950	2.7190	4.3370	1.8660	0.8749	1.1450	0.8380	0.9820	0.9210
GOLFO CENTRO	3.6280	1.5070	2.4150	3.6760	2.1900	0.9063	1.2270	0.8240	0.9305	0.8807
GOLFO NORTE	3.2350	1.2530	2.1490	3.4170	2.0590	0.9251	1.1460	0.8030	0.9030	0.7349
JALISCO	4.0220	1.3540	2.6850	4.1580	2.2730	0.9185	1.2800	0.8350	0.9751	0.7970
NOROESTE	3.0660	1.3790	2.0380	3.2240	2.1220	0.8787	1.1790	0.7980	0.9027	0.7115
NORTE	3.3700	1.4380	2.5780	3.8580	2.1720	0.9255	1.1240	0.8140	0.8807	0.7902
ORIENTE	3.4890	1.2190	2.5960	3.9770	2.2490	0.8421	1.1980	0.8280	0.9014	0.8838
PENINSULAR	3.6550	1.8860	2.3620	3.8920	2.3900	1.1169	1.5690	0.8660	1.0167	0.9099
SURESTE	3.4990	1.3500	2.4390	3.8490	2.3330	0.9157	1.1570	0.8400	0.9457	0.7345
VALLE MEXICO CENT	3.3610	1.8170	2.0580	3.6920	2.2410	1.0033	1.4420	0.8310	1.0212	0.9279
VALLE MEXICO NTE	3.3990	1.9290	2.3750	4.3760	2.1570	1.0007	1.4090	0.8300	0.7507	0.5986
VALLE MEXICO SUR	3.4160	2.0240	2.3780	4.4690	2.2550	1.0106	1.4550	0.8330	1.0101	0.9316
<b>MEDIA</b>	<b>3.4008</b>	<b>1.5628</b>	<b>2.3565</b>	<b>3.8597</b>	<b>2.2016</b>	<b>0.9781</b>	<b>1.3009</b>	<b>0.8282</b>	<b>0.9853</b>	<b>0.8894</b>
<b>MIN</b>	<b>2.3120</b>	<b>0.7780</b>	<b>1.8490</b>	<b>2.5620</b>	<b>1.6250</b>	<b>0.5559</b>	<b>0.6470</b>	<b>0.7180</b>	<b>0.5908</b>	<b>0.5617</b>
<b>MAX</b>	<b>4.0220</b>	<b>2.7310</b>	<b>2.7190</b>	<b>4.6100</b>	<b>2.6800</b>	<b>1.8935</b>	<b>2.1110</b>	<b>0.9220</b>	<b>2.0483</b>	<b>2.2729</b>
<b>DESV. EST.</b>	<b>0.3442</b>	<b>0.4299</b>	<b>0.2474</b>	<b>0.4935</b>	<b>0.2212</b>	<b>0.2618</b>	<b>0.2913</b>	<b>0.0392</b>	<b>0.2939</b>	<b>0.3730</b>
<b>COEF. VARIACION</b>	<b>10%</b>	<b>28%</b>	<b>10%</b>	<b>13%</b>	<b>10%</b>	<b>27%</b>	<b>22%</b>	<b>5%</b>	<b>30%</b>	<b>42%</b>

**CAMBIO PROMEDIO ENERGÍA BASE**

■ INCREMENTO MES   ■ ACUMULADO EN EL AÑO

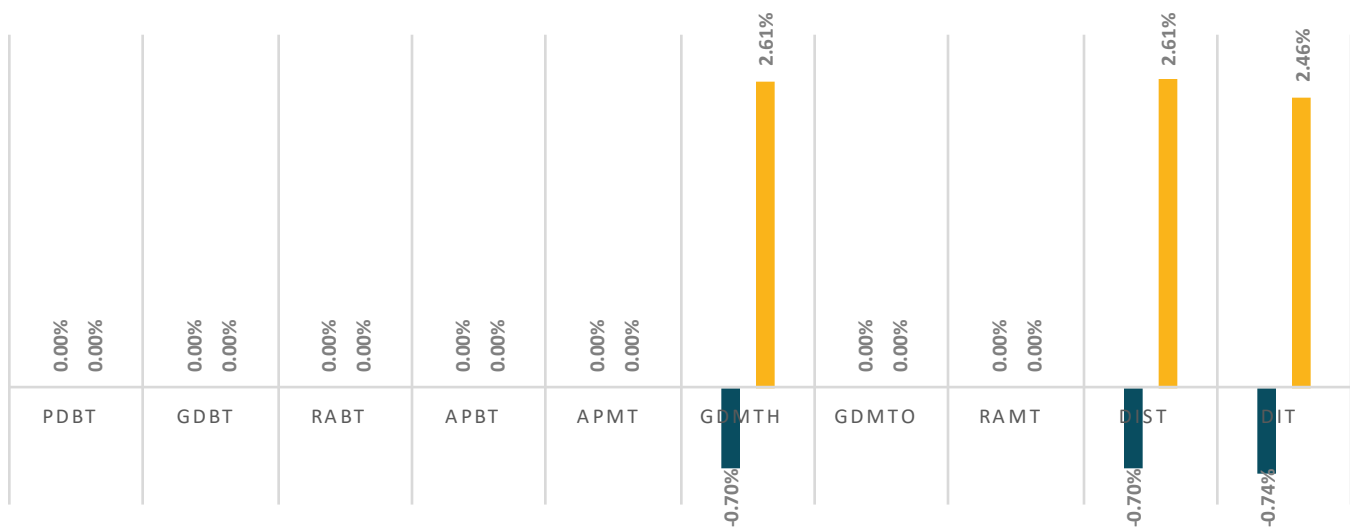


**TARIFAS DE LA CFE APLICABLES EN 08.2019**
**ENERGÍA INTERMEDIA \$/kWh**

REGIÓN	PDBT	GDBT	RABT	APBT	APMT	GDMTH	GDMTO	RAMT	DIST	DIT
BAJA CALIFORNIA	-	-	-	-	-	0.8611	-	-	0.9242	0.9471
BAJA CALIFORNIA SUR	-	-	-	-	-	2.4031	-	-	2.6039	2.8440
BAJO	-	-	-	-	-	1.6937	-	-	1.6186	1.4495
CENTRO OCCIDENTE	-	-	-	-	-	1.6961	-	-	1.5626	1.4512
CENTRO ORIENTE	-	-	-	-	-	1.6968	-	-	1.5992	1.4721
CENTRO SUR	-	-	-	-	-	1.5417	-	-	1.6169	1.5778
GOLFO CENTRO	-	-	-	-	-	1.5298	-	-	1.4921	1.5602
GOLFO NORTE	-	-	-	-	-	1.4338	-	-	1.4140	1.2824
JALISCO	-	-	-	-	-	1.6362	-	-	1.5999	1.4547
NOROESTE	-	-	-	-	-	1.4058	-	-	1.3554	1.1857
NORTE	-	-	-	-	-	1.4691	-	-	1.4112	1.3130
ORIENTE	-	-	-	-	-	1.4775	-	-	1.5706	1.4870
PENINSULAR	-	-	-	-	-	1.8774	-	-	1.7319	1.6205
SURESTE	-	-	-	-	-	1.5864	-	-	1.5967	1.3306
VALLE MEXICO CENT	-	-	-	-	-	1.6541	-	-	1.7493	1.6656
VALLE MEXICO NTE	-	-	-	-	-	1.6427	-	-	1.3009	1.0902
VALLE MEXICO SUR	-	-	-	-	-	1.6637	-	-	1.6568	1.6620
<b>MEDIA</b>						1.6041			1.5767	1.4937
<b>MIN</b>						0.8611			0.9242	0.9471
<b>MAX</b>						2.4031			2.6039	2.8440
<b>DESV. EST.</b>						0.2970			0.3290	0.4012
<b>COEF. VARIACION</b>						19%			21%	27%

**CAMBIO PROMEDIO ENERGÍA INTERMEDIA**

■ INCREMENTO MES    ■ ACUMULADO EN EL AÑO

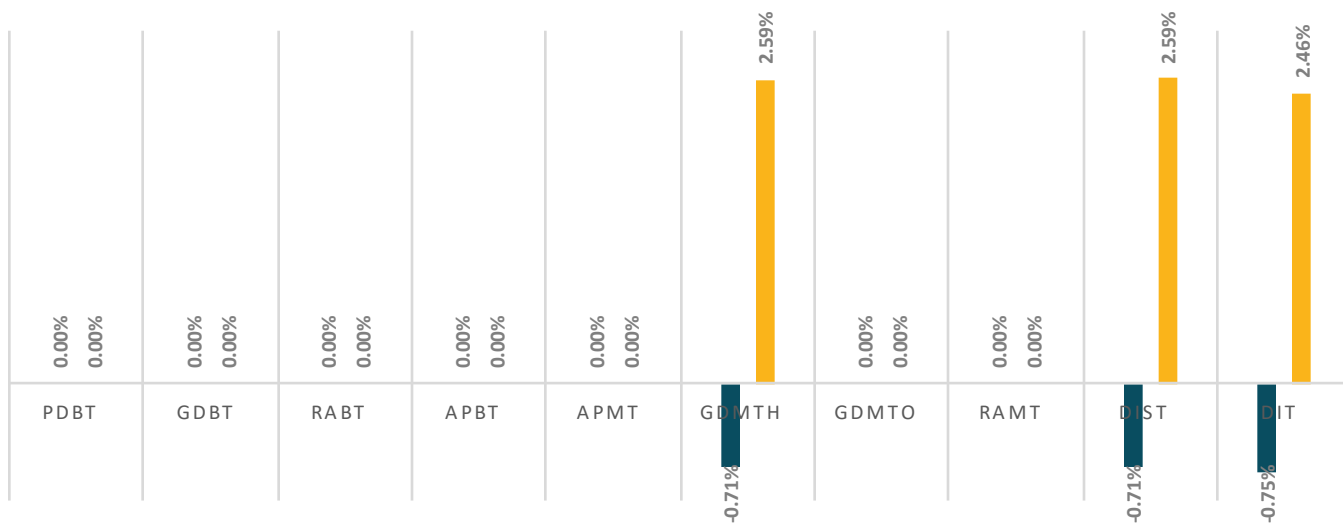


**TARIFAS DE LA CFE APLICABLES EN 08.2019**
**ENERGÍA PUNTA \$/kWh**

REGIÓN	PDBT	GDBT	RABT	APBT	APMT	GDMTH	GDMTO	RAMT	DIST	DIT
BAJA CALIFORNIA	-	-	-	-	-	1.1608	-	-	1.2529	1.3231
BAJA CALIFORNIA SUR	-	-	-	-	-	3.3810	-	-	3.6741	4.0486
BAJO	-	-	-	-	-	1.9291	-	-	1.9192	1.6024
CENTRO OCCIDENTE	-	-	-	-	-	1.9096	-	-	1.8388	1.6280
CENTRO ORIENTE	-	-	-	-	-	1.9147	-	-	1.8030	1.7402
CENTRO SUR	-	-	-	-	-	1.7444	-	-	1.8883	1.8504
GOLFO CENTRO	-	-	-	-	-	1.7721	-	-	1.6833	1.7009
GOLFO NORTE	-	-	-	-	-	1.5557	-	-	1.5343	1.3468
JALISCO	-	-	-	-	-	1.8405	-	-	1.8897	1.6519
NOROESTE	-	-	-	-	-	1.5579	-	-	1.5780	1.3086
NORTE	-	-	-	-	-	1.7185	-	-	1.6533	1.5076
ORIENTE	-	-	-	-	-	1.6592	-	-	1.7650	1.7493
PENINSULAR	-	-	-	-	-	2.0945	-	-	1.8902	1.7389
SURESTE	-	-	-	-	-	1.7788	-	-	1.8437	1.4721
VALLE MEXICO CENT	-	-	-	-	-	1.9308	-	-	1.9776	1.8518
VALLE MEXICO NTE	-	-	-	-	-	1.9195	-	-	1.4644	1.2138
VALLE MEXICO SUR	-	-	-	-	-	1.9448	-	-	1.9437	1.8584
<b>MEDIA</b>						1.8713			1.8588	1.7408
<b>MIN</b>						1.1608			1.2529	1.2138
<b>MAX</b>						3.3810			3.6741	4.0486
<b>DESV. EST.</b>						0.4439			0.5072	0.6288
<b>COEF. VARIACION</b>						24%			27%	36%

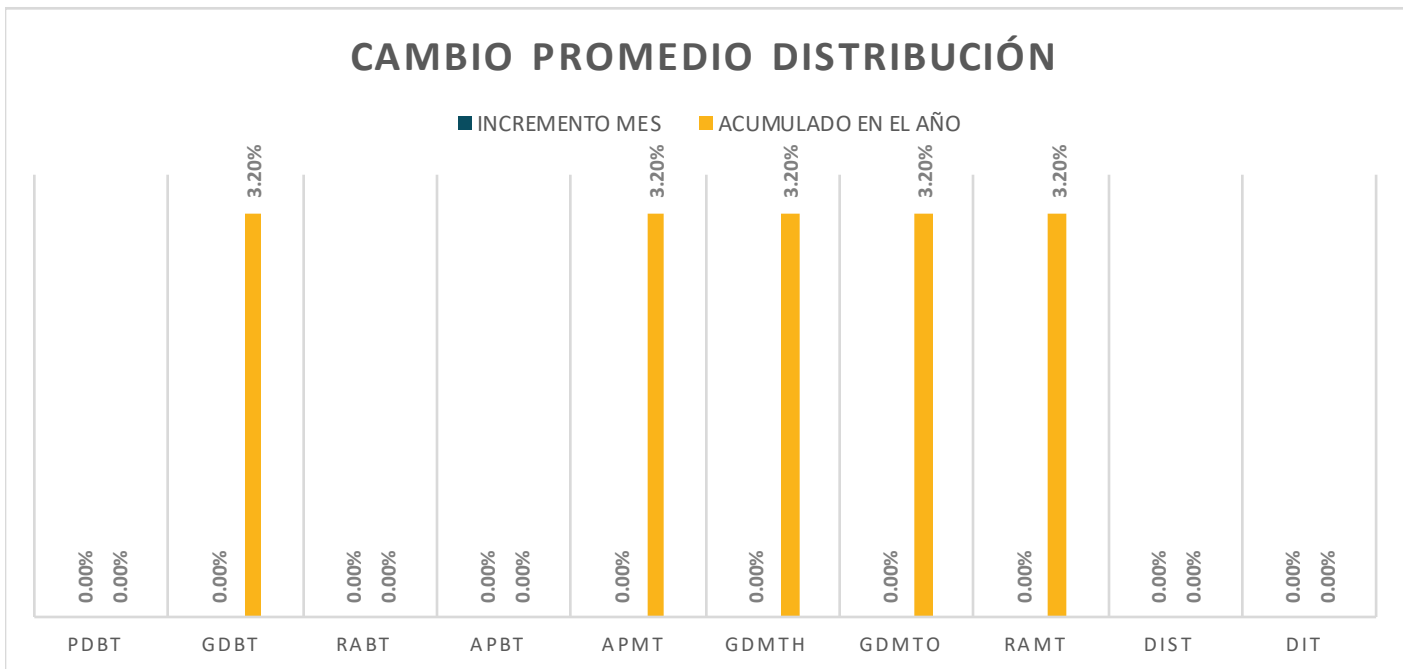
**CAMBIO PROMEDIO ENERGÍA PUNTA**

■ INCREMENTO MES    ■ ACUMULADO EN EL AÑO



**TARIFAS DE LA CFE APLICABLES EN 08.2019**
**DISTRIBUCION \$/kw**

REGIÓN	PDBT	GDBT	RABT	APBT	APMT	GDMTH	GDMTO	RAMT	DIST	DIT
BAJA CALIFORNIA	-	186.59	-	-	86.82	86.82	86.82	86.82	-	-
BAJA CALIFORNIA SUR	-	186.59	-	-	86.82	86.82	86.82	86.82	-	-
BAJO	-	356.88	-	-	94.59	94.59	94.59	94.59	-	-
CENTRO OCCIDENTE	-	479.75	-	-	150.00	150.00	150.00	150.00	-	-
CENTRO ORIENTE	-	446.48	-	-	144.32	144.32	144.32	144.32	-	-
CENTRO SUR	-	503.73	-	-	213.42	213.42	213.42	213.42	-	-
GOLFO CENTRO	-	363.05	-	-	120.04	120.04	120.04	120.04	-	-
GOLFO NORTE	-	264.12	-	-	55.81	55.81	55.81	55.81	-	-
JALISCO	-	511.63	-	-	154.70	154.70	154.70	154.70	-	-
NOROESTE	-	205.34	-	-	87.59	87.59	87.59	87.59	-	-
NORTE	-	331.45	-	-	70.50	70.50	70.50	70.50	-	-
ORIENTE	-	487.26	-	-	195.51	195.51	195.51	195.51	-	-
PENINSULAR	-	285.82	-	-	87.62	87.62	87.62	87.62	-	-
SURESTE	-	425.24	-	-	136.64	136.64	136.64	136.64	-	-
VALLE MEXICO CENT	-	236.66	-	-	59.19	59.19	59.19	59.19	-	-
VALLE MEXICO NTE	-	305.14	-	-	84.48	84.48	84.48	84.48	-	-
VALLE MEXICO SUR	-	294.13	-	-	65.97	65.97	65.97	65.97	-	-
<b>MEDIA</b>		<b>345.29</b>			<b>111.41</b>	<b>111.41</b>	<b>111.41</b>			
<b>MIN</b>		<b>186.59</b>			<b>55.81</b>	<b>55.81</b>	<b>55.81</b>			
<b>MAX</b>		<b>511.63</b>			<b>213.42</b>	<b>213.42</b>	<b>213.42</b>			
<b>DESV. EST.</b>		<b>113.02</b>			<b>47.13</b>	<b>47.13</b>	<b>47.13</b>			
<b>COEF. VARIACION</b>		<b>33%</b>			<b>42%</b>	<b>42%</b>	<b>42%</b>			

**CAMBIO PROMEDIO DISTRIBUCIÓN**


**TARIFAS DE LA CFE APLICABLES EN 08.2019**

REGIÓN	CAPACIDAD \$/kW									
	PDBT	GDBT	RABT	APBT	APMT	GDMTH	GDMTO	RAMT	DIST	DIT
BAJA CALIFORNIA	-	280.64	-	-	-	322.56	307.27	138.92	353.38	362.01
BAJA CALIFORNIA SUR	-	238.39	-	-	-	231.22	236.27	138.92	257.84	299.49
BAJO	-	273.93	-	-	-	353.38	304.21	138.92	362.01	362.01
CENTRO OCCIDENTE	-	234.35	-	-	-	353.24	268.07	138.92	362.01	362.01
CENTRO ORIENTE	-	246.55	-	-	-	350.10	301.67	138.92	362.01	362.01
CENTRO SUR	-	217.80	-	-	-	328.77	236.58	138.92	362.01	362.01
GOLFO CENTRO	-	273.93	-	-	-	353.38	289.26	138.92	362.01	362.01
GOLFO NORTE	-	240.44	-	-	-	362.01	307.27	138.92	362.01	362.01
JALISCO	-	219.99	-	-	-	353.38	280.68	138.92	362.01	353.38
NOROESTE	-	280.64	-	-	-	353.38	307.27	138.92	362.01	353.30
NORTE	-	273.93	-	-	-	362.01	280.69	138.92	362.01	362.01
ORIENTE	-	203.49	-	-	-	324.36	262.28	138.92	362.01	362.01
PENINSULAR	-	273.93	-	-	-	353.38	298.56	138.92	349.54	345.63
SURESTE	-	223.77	-	-	-	310.83	233.11	138.92	353.38	313.82
VALLE MEXICO CENT	-	280.64	-	-	-	362.01	313.37	138.92	362.01	362.01
VALLE MEXICO NTE	-	269.25	-	-	-	362.01	307.27	138.92	353.38	353.38
VALLE MEXICO SUR	-	273.93	-	-	-	362.01	314.81	138.92	362.01	362.01
<b>MEDIA</b>		253.27				341.06	285.21	138.92	353.63	353.01
<b>MIN</b>		203.49				231.22	233.11	138.92	257.84	299.49
<b>MAX</b>		280.64				362.01	314.81	138.92	362.01	362.01
<b>DESV. EST.</b>		26.39				32.53	28.26	0.00	25.04	18.28
<b>COEF. VARIACION</b>		10%				10%	10%	0%	7%	5%

**CAMBIO PROMEDIO CAPACIDAD**

■ INCREMENTO MES    ■ ACUMULADO EN EL AÑO

