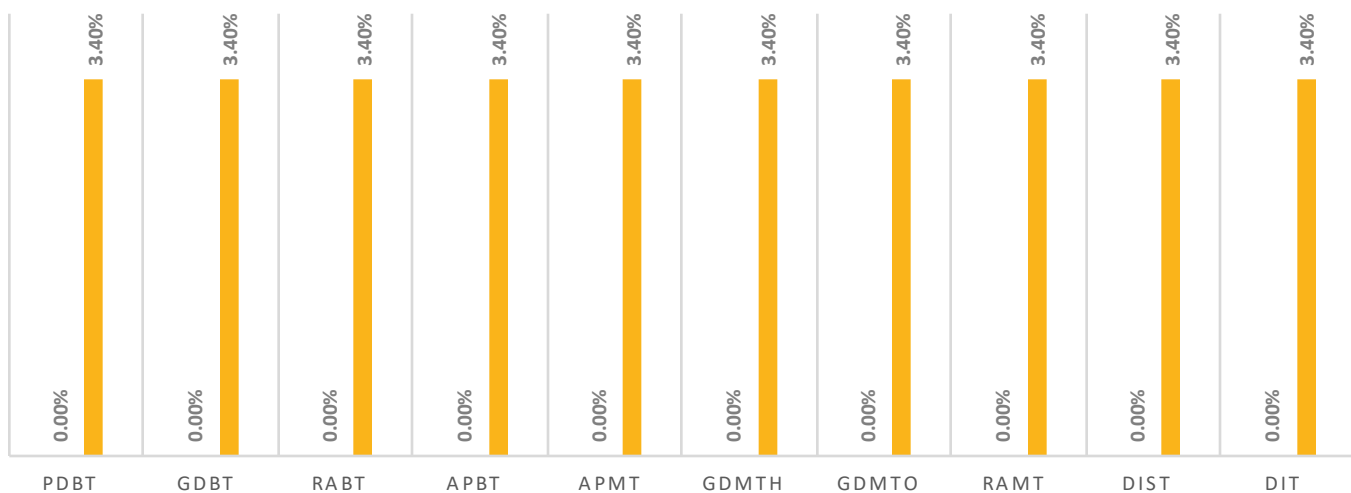


**TARIFAS DE LA CFE APLICABLES EN 09.2019**
**CARGO FIJO**

REGIÓN	PDBT	GDBT	RABT	APBT	APMT	GDMTH	GDMTO	RAMT	DIST	DIT
BAJA CALIFORNIA	67.77	677.66	67.77	67.77	677.66	677.66	677.66	677.66	2,032.99	2,032.99
BAJA CALIFORNIA SUR	67.77	677.66	67.77	67.77	677.66	677.66	677.66	677.66	2,032.99	2,032.99
BAJIO	45.10	451.04	45.10	45.10	451.04	451.04	451.04	451.04	1,353.12	1,353.12
CENTRO OCCIDENTE	39.57	395.68	39.57	39.57	395.68	395.68	395.68	395.68	1,187.03	1,187.03
CENTRO ORIENTE	44.31	443.13	44.31	44.31	443.13	443.13	443.13	443.13	1,329.39	1,329.39
CENTRO SUR	49.06	490.63	49.06	49.06	490.63	490.63	490.63	490.63	1,471.89	1,471.89
GOLFO CENTRO	46.31	463.05	46.31	46.31	463.05	463.05	463.05	463.05	1,389.15	1,389.15
GOLFO NORTE	54.25	542.53	54.25	54.25	542.53	542.53	542.53	542.53	1,627.59	1,627.59
JALISCO	50.34	503.36	50.34	50.34	503.36	503.36	503.36	503.36	1,510.07	1,510.07
NOROESTE	61.18	611.85	61.18	61.18	611.85	611.85	611.85	611.85	1,835.54	1,835.54
NORTE	95.81	958.13	95.81	95.81	958.13	958.13	958.13	958.13	2,874.38	2,874.38
ORIENTE	48.41	484.06	48.41	48.41	484.06	484.06	484.06	484.06	1,452.19	1,452.19
PENINSULAR	51.24	512.44	51.24	51.24	512.44	512.44	512.44	512.44	1,537.31	1,537.31
SURESTE	74.84	748.38	74.84	74.84	748.38	748.38	748.38	748.38	2,245.15	2,245.15
VALLE MEXICO CENT	59.10	591.00	59.10	59.10	591.00	591.00	591.00	591.00	1,772.99	1,772.99
VALLE MEXICO NTE	66.36	663.61	66.36	66.36	663.61	663.61	663.61	663.61	1,990.82	1,990.82
VALLE MEXICO SUR	67.67	676.70	67.67	67.67	676.70	676.70	676.70	676.70	2,030.11	2,030.11
<b>MEDIA</b>	<b>58.18</b>	<b>581.82</b>	<b>58.18</b>	<b>58.18</b>	<b>581.82</b>	<b>581.82</b>	<b>581.82</b>	<b>581.82</b>	<b>1,745.45</b>	<b>1,745.45</b>
<b>MIN</b>	<b>39.57</b>	<b>395.68</b>	<b>39.57</b>	<b>39.57</b>	<b>395.68</b>	<b>395.68</b>	<b>395.68</b>	<b>395.68</b>	<b>1,187.03</b>	<b>1,187.03</b>
<b>MAX</b>	<b>95.81</b>	<b>958.13</b>	<b>95.81</b>	<b>95.81</b>	<b>958.13</b>	<b>958.13</b>	<b>958.13</b>	<b>958.13</b>	<b>2,874.38</b>	<b>2,874.38</b>
<b>DESV. EST.</b>	<b>14.14</b>	<b>141.39</b>	<b>14.14</b>	<b>14.14</b>	<b>141.39</b>	<b>141.39</b>	<b>141.39</b>	<b>141.39</b>	<b>424.18</b>	<b>424.18</b>
<b>COEF. VARIACION</b>	<b>24%</b>	<b>24%</b>	<b>24%</b>	<b>24%</b>	<b>24%</b>	<b>24%</b>	<b>24%</b>	<b>24%</b>	<b>24%</b>	<b>24%</b>

**CAMBIO PROMEDIO CARGO FIJO**

■ INCREMENTO MES   ■ ACUMULADO EN EL AÑO

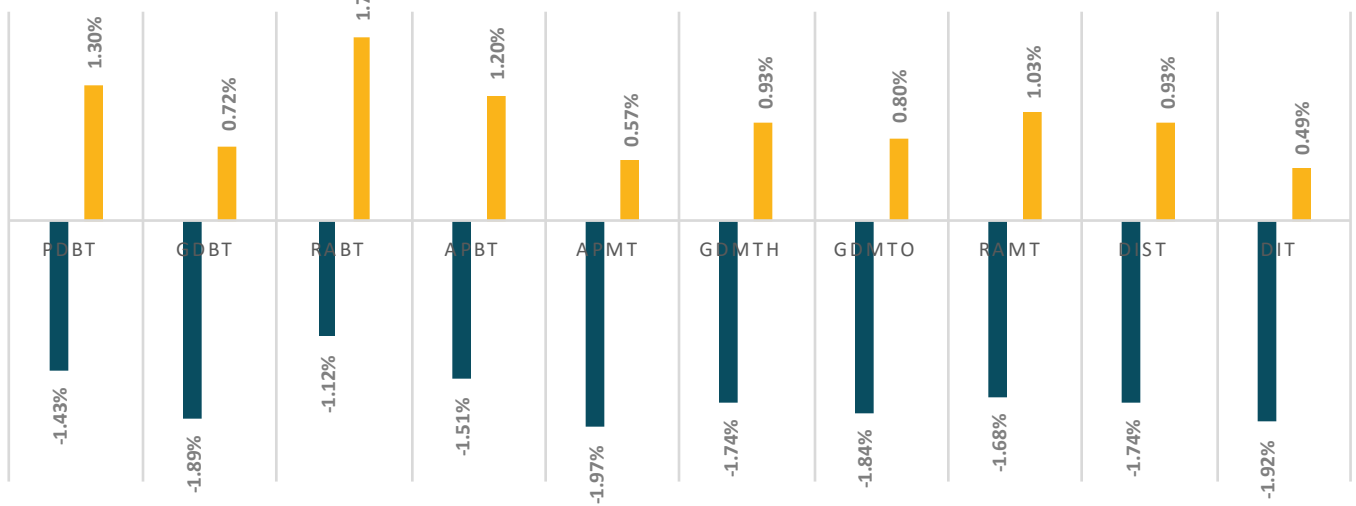


**TARIFAS DE LA CFE APLICABLES EN 09.2019**
**ENERGÍA BASE \$/kWh**

REGIÓN	PDBT	GDBT	RABT	APBT	APMT	GDMTH	GDMTO	RAMT	DIST	DIT
BAJA CALIFORNIA	2.2810	0.7650	1.8270	2.5240	1.5940	0.5478	0.6370	0.7060	0.5820	0.5515
BAJA CALIFORNIA SUR	3.5200	2.6760	2.0550	4.5290	2.6260	1.8566	2.0690	0.9070	2.0082	2.2259
BAJIO	3.4560	1.6400	2.2730	3.7130	2.2330	0.9388	1.3650	0.8200	0.9743	0.7686
CENTRO OCCIDENTE	3.4180	1.2880	2.5050	3.7500	2.2230	0.9368	1.2390	0.8190	0.9402	0.8021
CENTRO ORIENTE	3.3340	1.4940	2.4840	3.8880	2.2250	0.9345	1.3480	0.8180	0.9260	0.8458
CENTRO SUR	3.3900	1.3680	2.6920	4.2750	1.8290	0.8599	1.1250	0.8240	0.9647	0.9031
GOLFO CENTRO	3.5770	1.4790	2.3910	3.6240	2.1460	0.8907	1.2040	0.8100	0.9143	0.8636
GOLFO NORTE	3.1860	1.2300	2.1230	3.3630	2.0190	0.9091	1.1250	0.7890	0.8875	0.7210
JALISCO	3.9670	1.3290	2.6600	4.1010	2.2280	0.9027	1.2560	0.8210	0.9580	0.7817
NOROESTE	3.0210	1.3530	2.0150	3.1750	2.0800	0.8636	1.1570	0.7850	0.8871	0.6981
NORTE	3.3280	1.4110	2.5520	3.8060	2.1290	0.9094	1.1040	0.8010	0.8656	0.7751
ORIENTE	3.4440	1.1970	2.5700	3.9220	2.2040	0.8278	1.1760	0.8140	0.8859	0.8667
PENINSULAR	3.6000	1.8490	2.3360	3.8320	2.3430	1.0967	1.5390	0.8510	0.9987	0.8922
SURESTE	3.4500	1.3250	2.4130	3.7930	2.2870	0.8999	1.1360	0.8250	0.9292	0.7205
VALLE MEXICO CENT	3.3050	1.7820	2.0300	3.6300	2.1970	0.9856	1.4150	0.8170	1.0032	0.9099
VALLE MEXICO NTE	3.3460	1.8910	2.3440	4.3020	2.1150	0.9830	1.3830	0.8160	0.7384	0.5876
VALLE MEXICO SUR	3.3620	1.9840	2.3470	4.3920	2.2100	0.9927	1.4270	0.8190	0.9923	0.9134
<b>MEDIA</b>	<b>3.3521</b>	<b>1.5330</b>	<b>2.3304</b>	<b>3.8011</b>	<b>2.1581</b>	<b>0.9609</b>	<b>1.2768</b>	<b>0.8142</b>	<b>0.9680</b>	<b>0.8722</b>
<b>MIN</b>	<b>2.2810</b>	<b>0.7650</b>	<b>1.8270</b>	<b>2.5240</b>	<b>1.5940</b>	<b>0.5478</b>	<b>0.6370</b>	<b>0.7060</b>	<b>0.5820</b>	<b>0.5515</b>
<b>MAX</b>	<b>3.9670</b>	<b>2.6760</b>	<b>2.6920</b>	<b>4.5290</b>	<b>2.6260</b>	<b>1.8566</b>	<b>2.0690</b>	<b>0.9070</b>	<b>2.0082</b>	<b>2.2259</b>
<b>DESV. EST.</b>	<b>0.3392</b>	<b>0.4205</b>	<b>0.2470</b>	<b>0.4844</b>	<b>0.2165</b>	<b>0.2562</b>	<b>0.2849</b>	<b>0.0385</b>	<b>0.2876</b>	<b>0.3650</b>
<b>COEF. VARIACION</b>	<b>10%</b>	<b>27%</b>	<b>11%</b>	<b>13%</b>	<b>10%</b>	<b>27%</b>	<b>22%</b>	<b>5%</b>	<b>30%</b>	<b>42%</b>

**CAMBIO PROMEDIO ENERGÍA BASE**

■ INCREMENTO MES   ■ ACUMULADO EN EL AÑO



**TARIFAS DE LA CFE APLICABLES EN 09.2019**
**ENERGÍA INTERMEDIA \$/kWh**

REGIÓN	PDBT	GDBT	RABT	APBT	APMT	GDMTH	GDMTO	RAMT	DIST	DIT
BAJA CALIFORNIA	-	-	-	-	-	0.8464	-	-	0.9082	0.9286
BAJA CALIFORNIA SUR	-	-	-	-	-	2.3553	-	-	2.5518	2.7848
BAJO	-	-	-	-	-	1.6612	-	-	1.5877	1.4202
CENTRO OCCIDENTE	-	-	-	-	-	1.6635	-	-	1.5329	1.4219
CENTRO ORIENTE	-	-	-	-	-	1.6642	-	-	1.5687	1.4423
CENTRO SUR	-	-	-	-	-	1.5124	-	-	1.5860	1.5457
GOLFO CENTRO	-	-	-	-	-	1.5007	-	-	1.4639	1.5285
GOLFO NORTE	-	-	-	-	-	1.4069	-	-	1.3875	1.2567
JALISCO	-	-	-	-	-	1.6049	-	-	1.5694	1.4253
NOROESTE	-	-	-	-	-	1.3795	-	-	1.3302	1.1620
NORTE	-	-	-	-	-	1.4414	-	-	1.3847	1.2867
ORIENTE	-	-	-	-	-	1.4496	-	-	1.5407	1.4569
PENINSULAR	-	-	-	-	-	1.8410	-	-	1.6985	1.5875
SURESTE	-	-	-	-	-	1.5562	-	-	1.5662	1.3039
VALLE MEXICO CENT	-	-	-	-	-	1.6224	-	-	1.7156	1.6316
VALLE MEXICO NTE	-	-	-	-	-	1.6112	-	-	1.2768	1.0686
VALLE MEXICO SUR	-	-	-	-	-	1.6318	-	-	1.6251	1.6281
<b>MEDIA</b>						1.5734			1.5467	1.4635
<b>MIN</b>						0.8464			0.9082	0.9286
<b>MAX</b>						2.3553			2.5518	2.7848
<b>DESV. EST.</b>						0.2906			0.3220	0.3926
<b>COEF. VARIACION</b>						18%			21%	27%

**CAMBIO PROMEDIO ENERGÍA INTERMEDIA**

■ INCREMENTO MES    ■ ACUMULADO EN EL AÑO

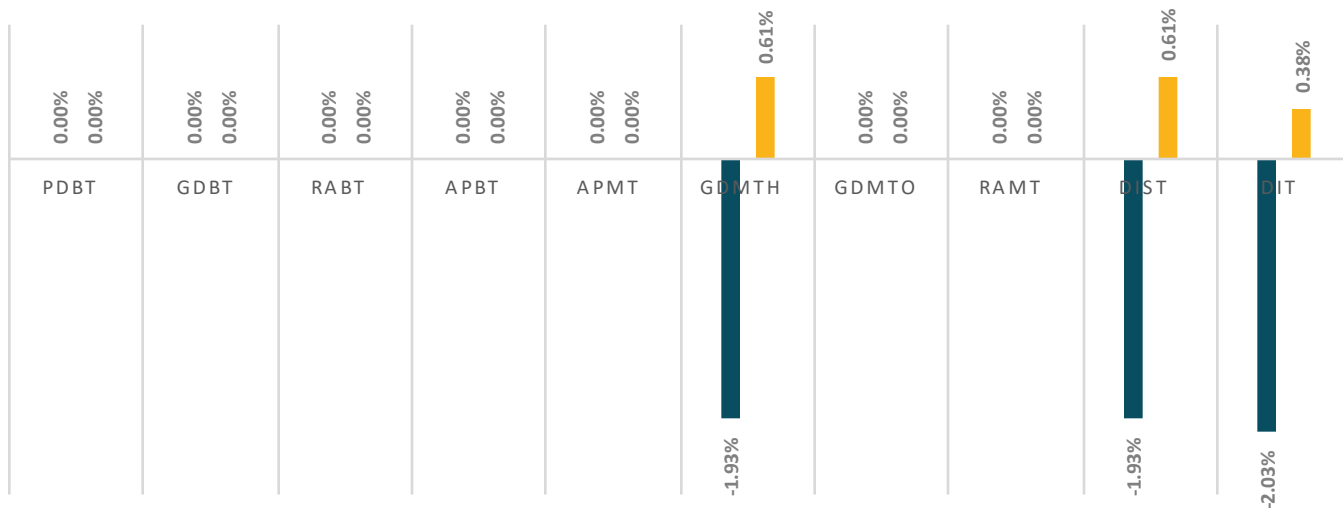


**TARIFAS DE LA CFE APLICABLES EN 09.2019**
**ENERGÍA PUNTA \$/kWh**

REGIÓN	PDBT	GDBT	RABT	APBT	APMT	GDMTH	GDMTO	RAMT	DIST	DIT
BAJA CALIFORNIA	-	-	-	-	-	1.1397	-	-	1.2299	1.2966
BAJA CALIFORNIA SUR	-	-	-	-	-	3.3122	-	-	3.5990	3.9635
BAJIO	-	-	-	-	-	1.8915	-	-	1.8818	1.5699
CENTRO OCCIDENTE	-	-	-	-	-	1.8725	-	-	1.8032	1.5949
CENTRO ORIENTE	-	-	-	-	-	1.8774	-	-	1.7681	1.7046
CENTRO SUR	-	-	-	-	-	1.7108	-	-	1.8516	1.8125
GOLFO CENTRO	-	-	-	-	-	1.7379	-	-	1.6510	1.6662
GOLFO NORTE	-	-	-	-	-	1.5261	-	-	1.5052	1.3197
JALISCO	-	-	-	-	-	1.8049	-	-	1.8530	1.6183
NOROESTE	-	-	-	-	-	1.5282	-	-	1.5479	1.2824
NORTE	-	-	-	-	-	1.6855	-	-	1.6217	1.4771
ORIENTE	-	-	-	-	-	1.6274	-	-	1.7309	1.7135
PENINSULAR	-	-	-	-	-	2.0533	-	-	1.8534	1.7034
SURESTE	-	-	-	-	-	1.7445	-	-	1.8079	1.4423
VALLE MEXICO CENT	-	-	-	-	-	1.8932	-	-	1.9390	1.8139
VALLE MEXICO NTE	-	-	-	-	-	1.8821	-	-	1.4368	1.1895
VALLE MEXICO SUR	-	-	-	-	-	1.9069	-	-	1.9058	1.8203
<b>MEDIA</b>						1.8349			1.8227	1.7052
<b>MIN</b>						1.1397			1.2299	1.1895
<b>MAX</b>						3.3122			3.5990	3.9635
<b>DESV. EST.</b>						0.4344			0.4963	0.6153
<b>COEF. VARIACION</b>						24%			27%	36%

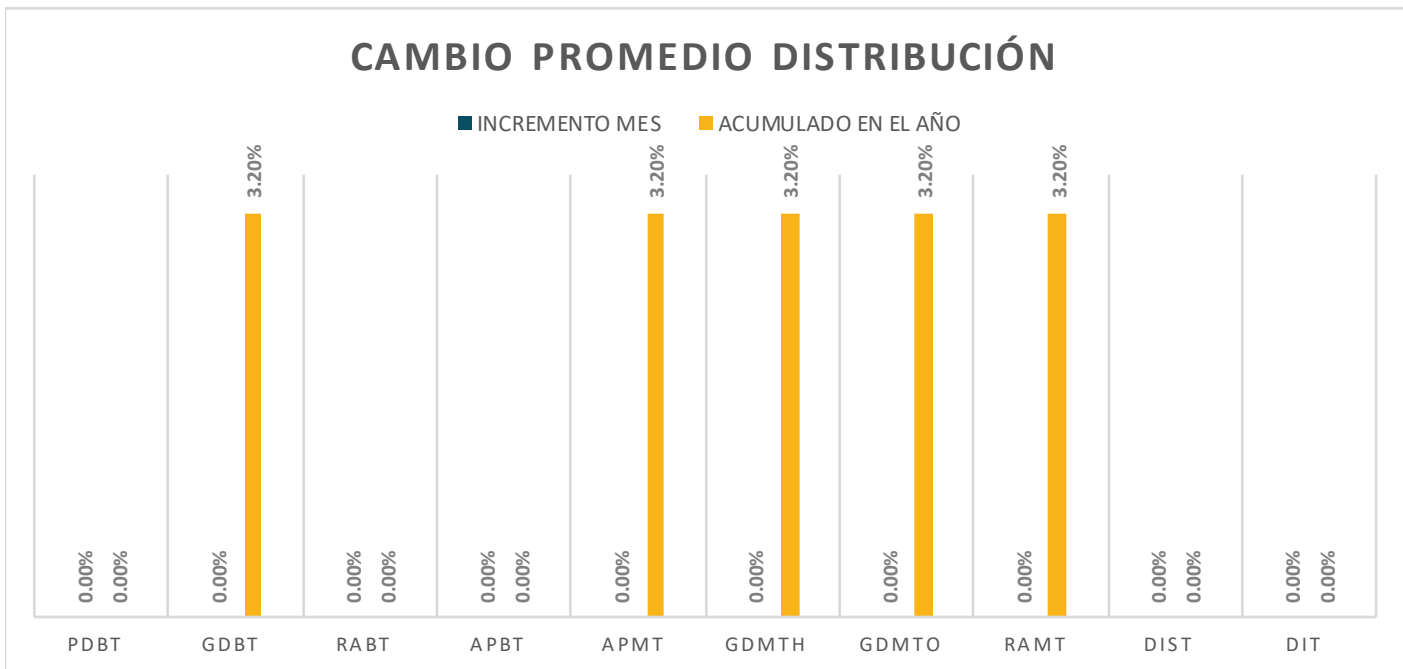
**CAMBIO PROMEDIO ENERGÍA PUNTA**

■ INCREMENTO MES    ■ ACUMULADO EN EL AÑO



**TARIFAS DE LA CFE APLICABLES EN 09.2019**
**DISTRIBUCION \$/kw**

REGIÓN	PDBT	GDBT	RABT	APBT	APMT	GDMTH	GDMTO	RAMT	DIST	DIT
BAJA CALIFORNIA	-	186.59	-	-	86.82	86.82	86.82	86.82	-	-
BAJA CALIFORNIA SUR	-	186.59	-	-	86.82	86.82	86.82	86.82	-	-
BAJO	-	356.88	-	-	94.59	94.59	94.59	94.59	-	-
CENTRO OCCIDENTE	-	479.75	-	-	150.00	150.00	150.00	150.00	-	-
CENTRO ORIENTE	-	446.48	-	-	144.32	144.32	144.32	144.32	-	-
CENTRO SUR	-	503.73	-	-	213.42	213.42	213.42	213.42	-	-
GOLFO CENTRO	-	363.05	-	-	120.04	120.04	120.04	120.04	-	-
GOLFO NORTE	-	264.12	-	-	55.81	55.81	55.81	55.81	-	-
JALISCO	-	511.63	-	-	154.70	154.70	154.70	154.70	-	-
NOROESTE	-	205.34	-	-	87.59	87.59	87.59	87.59	-	-
NORTE	-	331.45	-	-	70.50	70.50	70.50	70.50	-	-
ORIENTE	-	487.26	-	-	195.51	195.51	195.51	195.51	-	-
PENINSULAR	-	285.82	-	-	87.62	87.62	87.62	87.62	-	-
SURESTE	-	425.24	-	-	136.64	136.64	136.64	136.64	-	-
VALLE MEXICO CENT	-	236.66	-	-	59.19	59.19	59.19	59.19	-	-
VALLE MEXICO NTE	-	305.14	-	-	84.48	84.48	84.48	84.48	-	-
VALLE MEXICO SUR	-	294.13	-	-	65.97	65.97	65.97	65.97	-	-
<b>MEDIA</b>		<b>345.29</b>			<b>111.41</b>	<b>111.41</b>	<b>111.41</b>			
<b>MIN</b>		<b>186.59</b>			<b>55.81</b>	<b>55.81</b>	<b>55.81</b>			
<b>MAX</b>		<b>511.63</b>			<b>213.42</b>	<b>213.42</b>	<b>213.42</b>			
<b>DESV. EST.</b>		<b>113.02</b>			<b>47.13</b>	<b>47.13</b>	<b>47.13</b>			
<b>COEF. VARIACION</b>		<b>33%</b>			<b>42%</b>	<b>42%</b>	<b>42%</b>			

**CAMBIO PROMEDIO DISTRIBUCIÓN**


**TARIFAS DE LA CFE APLICABLES EN 09.2019**

REGIÓN	CAPACIDAD \$/kW									
	PDBT	GDBT	RABT	APBT	APMT	GDMTH	GDMTO	RAMT	DIST	DIT
BAJA CALIFORNIA	-	274.61	-	-	-	315.63	300.67	135.94	345.79	354.23
BAJA CALIFORNIA SUR	-	233.27	-	-	-	226.25	231.19	135.94	252.30	293.06
BAJO	-	268.04	-	-	-	345.79	297.68	135.94	354.23	354.23
CENTRO OCCIDENTE	-	229.32	-	-	-	345.65	262.31	135.94	354.23	354.23
CENTRO ORIENTE	-	241.26	-	-	-	342.58	295.19	135.94	354.23	354.23
CENTRO SUR	-	213.12	-	-	-	321.70	231.50	135.94	354.23	354.23
GOLFO CENTRO	-	268.04	-	-	-	345.79	283.04	135.94	354.23	354.23
GOLFO NORTE	-	235.28	-	-	-	354.23	300.67	135.94	354.23	354.23
JALISCO	-	215.26	-	-	-	345.79	274.65	135.94	354.23	345.79
NOROESTE	-	274.61	-	-	-	345.79	300.67	135.94	354.23	345.71
NORTE	-	268.04	-	-	-	354.23	274.66	135.94	354.23	354.23
ORIENTE	-	199.12	-	-	-	317.39	256.65	135.94	354.23	354.23
PENINSULAR	-	268.04	-	-	-	345.79	292.15	135.94	342.03	338.20
SURESTE	-	218.96	-	-	-	304.15	228.10	135.94	345.79	307.08
VALLE MEXICO CENT	-	274.61	-	-	-	354.23	306.64	135.94	354.23	354.23
VALLE MEXICO NTE	-	263.46	-	-	-	354.23	300.67	135.94	345.79	345.79
VALLE MEXICO SUR	-	268.04	-	-	-	354.23	308.04	135.94	354.23	354.23
<b>MEDIA</b>		247.83				333.73	279.09	135.94	346.03	345.42
<b>MIN</b>		199.12				226.25	228.10	135.94	252.30	293.06
<b>MAX</b>		274.61				354.23	308.04	135.94	354.23	354.23
<b>DESV. EST.</b>		25.82				31.83	27.65	0.00	24.51	17.88
<b>COEF. VARIACION</b>		10%				10%	10%	0%	7%	5%

**CAMBIO PROMEDIO CAPACIDAD**
