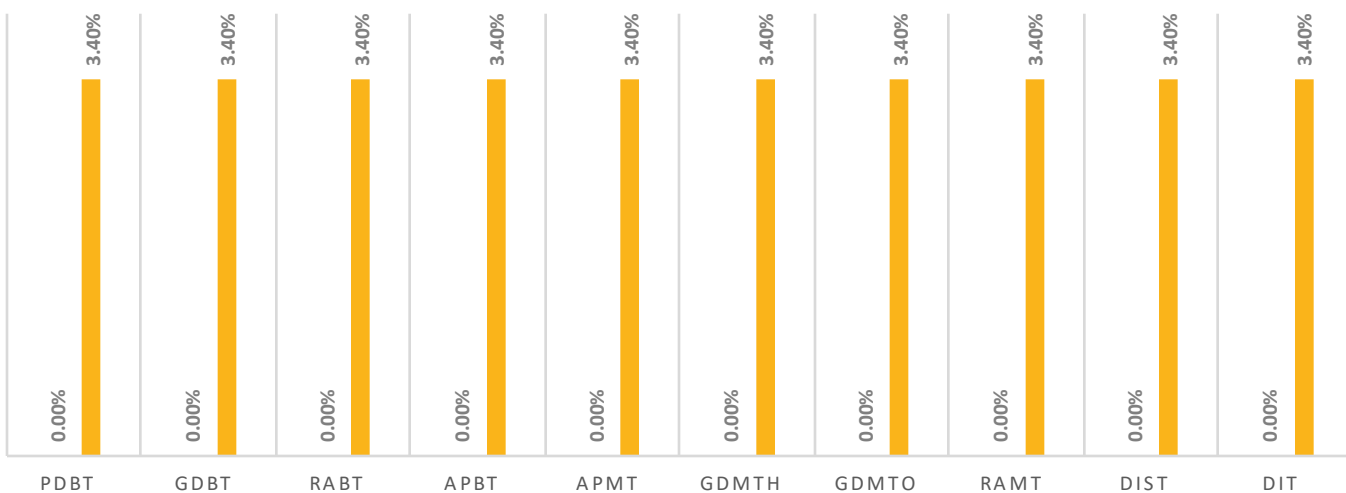


**TARIFAS DE LA CFE APLICABLES EN 10.2019**
**CARGO FIJO**

REGIÓN	PDBT	GDBT	RABT	APBT	APMT	GDMTH	GDMTO	RAMT	DIST	DIT
BAJA CALIFORNIA	67.77	677.66	67.77	67.77	677.66	677.66	677.66	677.66	2,032.99	2,032.99
BAJA CALIFORNIA SUR	67.77	677.66	67.77	67.77	677.66	677.66	677.66	677.66	2,032.99	2,032.99
BAJO	45.10	451.04	45.10	45.10	451.04	451.04	451.04	451.04	1,353.12	1,353.12
CENTRO OCCIDENTE	39.57	395.68	39.57	39.57	395.68	395.68	395.68	395.68	1,187.03	1,187.03
CENTRO ORIENTE	44.31	443.13	44.31	44.31	443.13	443.13	443.13	443.13	1,329.39	1,329.39
CENTRO SUR	49.06	490.63	49.06	49.06	490.63	490.63	490.63	490.63	1,471.89	1,471.89
GOLFO CENTRO	46.31	463.05	46.31	46.31	463.05	463.05	463.05	463.05	1,389.15	1,389.15
GOLFO NORTE	54.25	542.53	54.25	54.25	542.53	542.53	542.53	542.53	1,627.59	1,627.59
JALISCO	50.34	503.36	50.34	50.34	503.36	503.36	503.36	503.36	1,510.07	1,510.07
NOROESTE	61.18	611.85	61.18	61.18	611.85	611.85	611.85	611.85	1,835.54	1,835.54
NORTE	95.81	958.13	95.81	95.81	958.13	958.13	958.13	958.13	2,874.38	2,874.38
ORIENTE	48.41	484.06	48.41	48.41	484.06	484.06	484.06	484.06	1,452.19	1,452.19
PENINSULAR	51.24	512.44	51.24	51.24	512.44	512.44	512.44	512.44	1,537.31	1,537.31
SURESTE	74.84	748.38	74.84	74.84	748.38	748.38	748.38	748.38	2,245.15	2,245.15
VALLE MEXICO CENT	59.10	591.00	59.10	59.10	591.00	591.00	591.00	591.00	1,772.99	1,772.99
VALLE MEXICO NTE	66.36	663.61	66.36	66.36	663.61	663.61	663.61	663.61	1,990.82	1,990.82
VALLE MEXICO SUR	67.67	676.70	67.67	67.67	676.70	676.70	676.70	676.70	2,030.11	2,030.11
<b>MEDIA</b>	<b>58.18</b>	<b>581.82</b>	<b>58.18</b>	<b>58.18</b>	<b>581.82</b>	<b>581.82</b>	<b>581.82</b>	<b>581.82</b>	<b>1,745.45</b>	<b>1,745.45</b>
<b>MIN</b>	<b>39.57</b>	<b>395.68</b>	<b>39.57</b>	<b>39.57</b>	<b>395.68</b>	<b>395.68</b>	<b>395.68</b>	<b>395.68</b>	<b>1,187.03</b>	<b>1,187.03</b>
<b>MAX</b>	<b>95.81</b>	<b>958.13</b>	<b>95.81</b>	<b>95.81</b>	<b>958.13</b>	<b>958.13</b>	<b>958.13</b>	<b>958.13</b>	<b>2,874.38</b>	<b>2,874.38</b>
<b>DESV. EST.</b>	<b>14.14</b>	<b>141.39</b>	<b>14.14</b>	<b>14.14</b>	<b>141.39</b>	<b>141.39</b>	<b>141.39</b>	<b>141.39</b>	<b>424.18</b>	<b>424.18</b>
<b>COEF. VARIACION</b>	<b>24%</b>	<b>24%</b>	<b>24%</b>	<b>24%</b>	<b>24%</b>	<b>24%</b>	<b>24%</b>	<b>24%</b>	<b>24%</b>	<b>24%</b>

**CAMBIO PROMEDIO CARGO FIJO**

■ INCREMENTO MES    ■ ACUMULADO EN EL AÑO

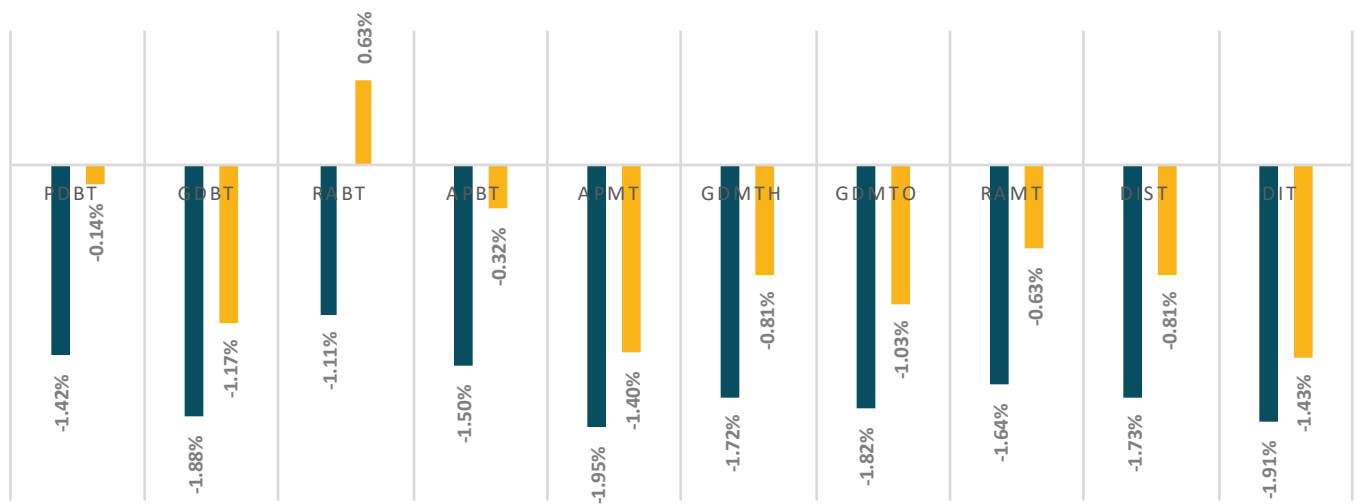


**TARIFAS DE LA CFE APLICABLES EN 10.2019**
**ENERGÍA BASE \$/kWh**

REGIÓN	PDBT	GDBT	RABT	APBT	APMT	GDMTH	GDMTO	RAMT	DIST	DIT
BAJA CALIFORNIA	2.2490	0.7530	1.8050	2.4880	1.5640	0.5399	0.6280	0.6950	0.5733	0.5415
BAJA CALIFORNIA SUR	3.4620	2.6220	2.0290	4.4490	2.5730	1.8206	2.0290	0.8910	1.9689	2.1800
BAJO	3.4050	1.6080	2.2480	3.6560	2.1880	0.9225	1.3400	0.8070	0.9572	0.7540
CENTRO OCCIDENTE	3.3750	1.2640	2.4810	3.7000	2.1800	0.9205	1.2170	0.8060	0.9238	0.7868
CENTRO ORIENTE	3.2900	1.4660	2.4580	3.8330	2.1810	0.9183	1.3230	0.8050	0.9100	0.8295
CENTRO SUR	3.3480	1.3430	2.6650	4.2150	1.7940	0.8453	1.1040	0.8100	0.9479	0.8856
GOLFO CENTRO	3.5270	1.4510	2.3670	3.5730	2.1050	0.8754	1.1820	0.7970	0.8986	0.8469
GOLFO NORTE	3.1380	1.2070	2.0980	3.3120	1.9800	0.8935	1.1050	0.7760	0.8723	0.7074
JALISCO	3.9140	1.3040	2.6340	4.0440	2.1840	0.8871	1.2330	0.8070	0.9413	0.7668
NOROESTE	2.9760	1.3280	1.9910	3.1260	2.0400	0.8489	1.1360	0.7720	0.8720	0.6850
NORTE	3.2860	1.3840	2.5280	3.7540	2.0880	0.8938	1.0840	0.7870	0.8509	0.7603
ORIENTE	3.4010	1.1750	2.5450	3.8680	2.1610	0.8139	1.1550	0.8010	0.8708	0.8499
PENINSULAR	3.5470	1.8130	2.3100	3.7740	2.2960	1.0771	1.5100	0.8370	0.9811	0.8749
SURESTE	3.4030	1.3010	2.3880	3.7380	2.2410	0.8844	1.1150	0.8120	0.9132	0.7069
VALLE MEXICO CENT	3.2500	1.7480	2.0030	3.5690	2.1540	0.9683	1.3880	0.8040	0.9855	0.8922
VALLE MEXICO NTE	3.2940	1.8550	2.3150	4.2310	2.0740	0.9658	1.3570	0.8030	0.7264	0.5769
VALLE MEXICO SUR	3.3100	1.9450	2.3160	4.3180	2.1670	0.9753	1.4010	0.8050	0.9748	0.8956
<b>MEDIA</b>	<b>3.3044</b>	<b>1.5039</b>	<b>2.3048</b>	<b>3.7440</b>	<b>2.1159</b>	<b>0.9442</b>	<b>1.2534</b>	<b>0.8009</b>	<b>0.9511</b>	<b>0.8553</b>
<b>MIN</b>	<b>2.2490</b>	<b>0.7530</b>	<b>1.8050</b>	<b>2.4880</b>	<b>1.5640</b>	<b>0.5399</b>	<b>0.6280</b>	<b>0.6950</b>	<b>0.5733</b>	<b>0.5415</b>
<b>MAX</b>	<b>3.9140</b>	<b>2.6220</b>	<b>2.6650</b>	<b>4.4490</b>	<b>2.5730</b>	<b>1.8206</b>	<b>2.0290</b>	<b>0.8910</b>	<b>1.9689</b>	<b>2.1800</b>
<b>DESV. EST.</b>	<b>0.3348</b>	<b>0.4114</b>	<b>0.2466</b>	<b>0.4754</b>	<b>0.2116</b>	<b>0.2507</b>	<b>0.2788</b>	<b>0.0376</b>	<b>0.2815</b>	<b>0.3571</b>
<b>COEF. VARIACION</b>	<b>10%</b>	<b>27%</b>	<b>11%</b>	<b>13%</b>	<b>10%</b>	<b>27%</b>	<b>22%</b>	<b>5%</b>	<b>30%</b>	<b>42%</b>

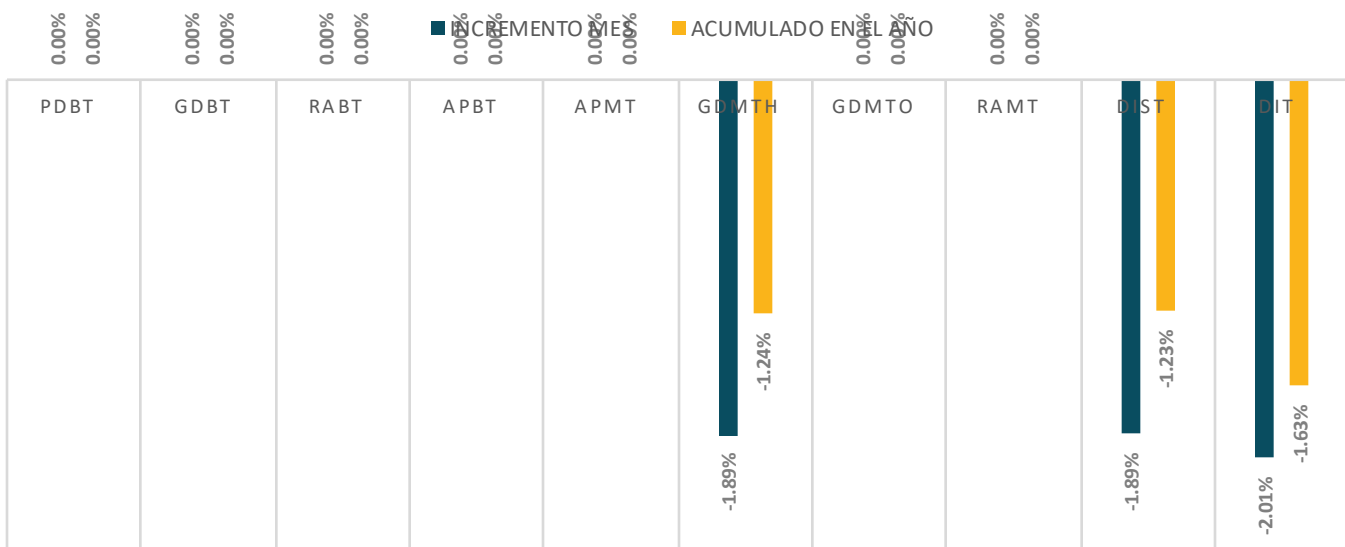
**CAMBIO PROMEDIO ENERGÍA BASE**

■ INCREMENTO MES    ■ ACUMULADO EN EL AÑO



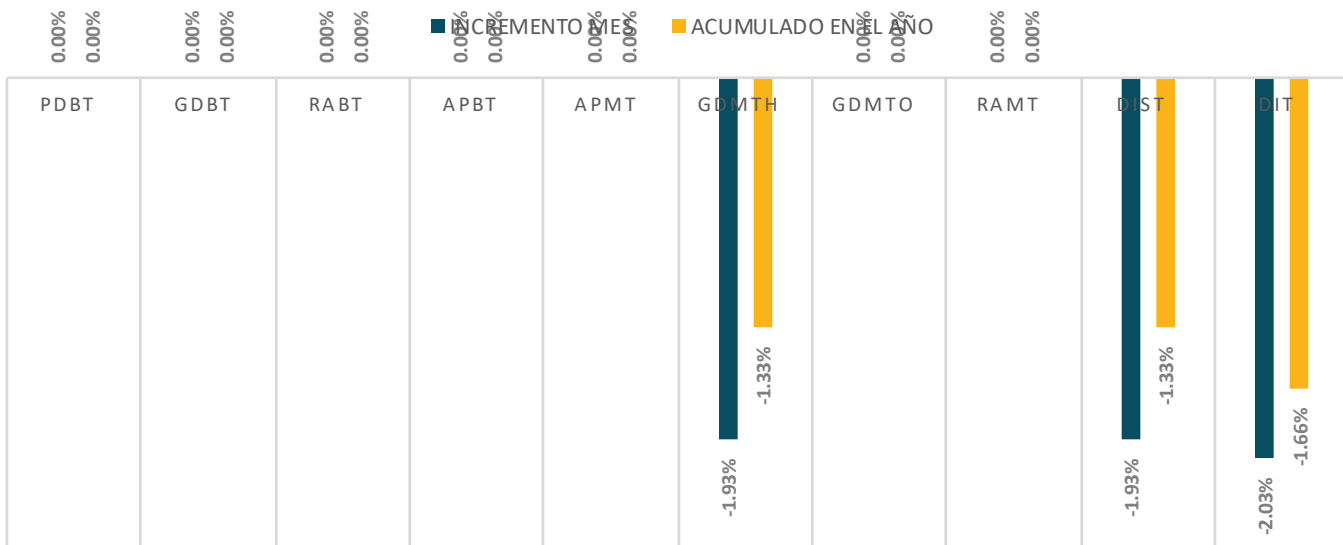
**TARIFAS DE LA CFE APLICABLES EN 10.2019**
**ENERGÍA INTERMEDIA \$/kWh**

REGIÓN	PDBT	GDBT	RABT	APBT	APMT	GDMTH	GDMTO	RAMT	DIST	DIT
BAJA CALIFORNIA	-	-	-	-	-	0.8321	-	-	0.8926	0.9105
BAJA CALIFORNIA SUR	-	-	-	-	-	2.3086	-	-	2.5009	2.7269
BAJO	-	-	-	-	-	1.6294	-	-	1.5575	1.3916
CENTRO OCCIDENTE	-	-	-	-	-	1.6316	-	-	1.5038	1.3932
CENTRO ORIENTE	-	-	-	-	-	1.6324	-	-	1.5388	1.4132
CENTRO SUR	-	-	-	-	-	1.4838	-	-	1.5558	1.5144
GOLFO CENTRO	-	-	-	-	-	1.4724	-	-	1.4363	1.4976
GOLFO NORTE	-	-	-	-	-	1.3805	-	-	1.3616	1.2316
JALISCO	-	-	-	-	-	1.5743	-	-	1.5396	1.3965
NOROESTE	-	-	-	-	-	1.3537	-	-	1.3055	1.1389
NORTE	-	-	-	-	-	1.4143	-	-	1.3589	1.2609
ORIENTE	-	-	-	-	-	1.4223	-	-	1.5115	1.4275
PENINSULAR	-	-	-	-	-	1.8053	-	-	1.6659	1.5553
SURESTE	-	-	-	-	-	1.5267	-	-	1.5364	1.2777
VALLE MEXICO CENT	-	-	-	-	-	1.5915	-	-	1.6826	1.5985
VALLE MEXICO NTE	-	-	-	-	-	1.5805	-	-	1.2533	1.0475
VALLE MEXICO SUR	-	-	-	-	-	1.6006	-	-	1.5940	1.5950
<b>MEDIA</b>						1.5435			1.5174	1.4339
<b>MIN</b>						0.8321			0.8926	0.9105
<b>MAX</b>						2.3086			2.5009	2.7269
<b>DESV. EST.</b>						0.2844			0.3150	0.3841
<b>COEF. VARIACION</b>						<b>18%</b>			<b>21%</b>	<b>27%</b>

**CAMBIO PROMEDIO ENERGÍA INTERMEDIA**


**TARIFAS DE LA CFE APLICABLES EN 10.2019**
**ENERGÍA PUNTA \$/kWh**

REGIÓN	PDBT	GDBT	RABT	APBT	APMT	GDMTH	GDMTO	RAMT	DIST	DIT
BAJA CALIFORNIA	-	-	-	-	-	1.1191	-	-	1.2073	1.2706
BAJA CALIFORNIA SUR	-	-	-	-	-	3.2450	-	-	3.5256	3.8803
BAJO	-	-	-	-	-	1.8548	-	-	1.8453	1.5380
CENTRO OCCIDENTE	-	-	-	-	-	1.8361	-	-	1.7683	1.5625
CENTRO ORIENTE	-	-	-	-	-	1.8409	-	-	1.7340	1.6699
CENTRO SUR	-	-	-	-	-	1.6779	-	-	1.8157	1.7755
GOLFO CENTRO	-	-	-	-	-	1.7044	-	-	1.6194	1.6323
GOLFO NORTE	-	-	-	-	-	1.4972	-	-	1.4767	1.2932
JALISCO	-	-	-	-	-	1.7700	-	-	1.8170	1.5854
NOROESTE	-	-	-	-	-	1.4993	-	-	1.5185	1.2567
NORTE	-	-	-	-	-	1.6531	-	-	1.5907	1.4472
ORIENTE	-	-	-	-	-	1.5963	-	-	1.6976	1.6786
PENINSULAR	-	-	-	-	-	2.0131	-	-	1.8175	1.6687
SURESTE	-	-	-	-	-	1.7109	-	-	1.7730	1.4132
VALLE MEXICO CENT	-	-	-	-	-	1.8564	-	-	1.9012	1.7768
VALLE MEXICO NTE	-	-	-	-	-	1.8456	-	-	1.4098	1.1659
VALLE MEXICO SUR	-	-	-	-	-	1.8698	-	-	1.8688	1.7831
<b>MEDIA</b>						1.7994			1.7874	1.6705
<b>MIN</b>						1.1191			1.2073	1.1659
<b>MAX</b>						3.2450			3.5256	3.8803
<b>DESV. EST.</b>						0.4251			0.4856	0.6021
<b>COEF. VARIACION</b>						24%			27%	36%

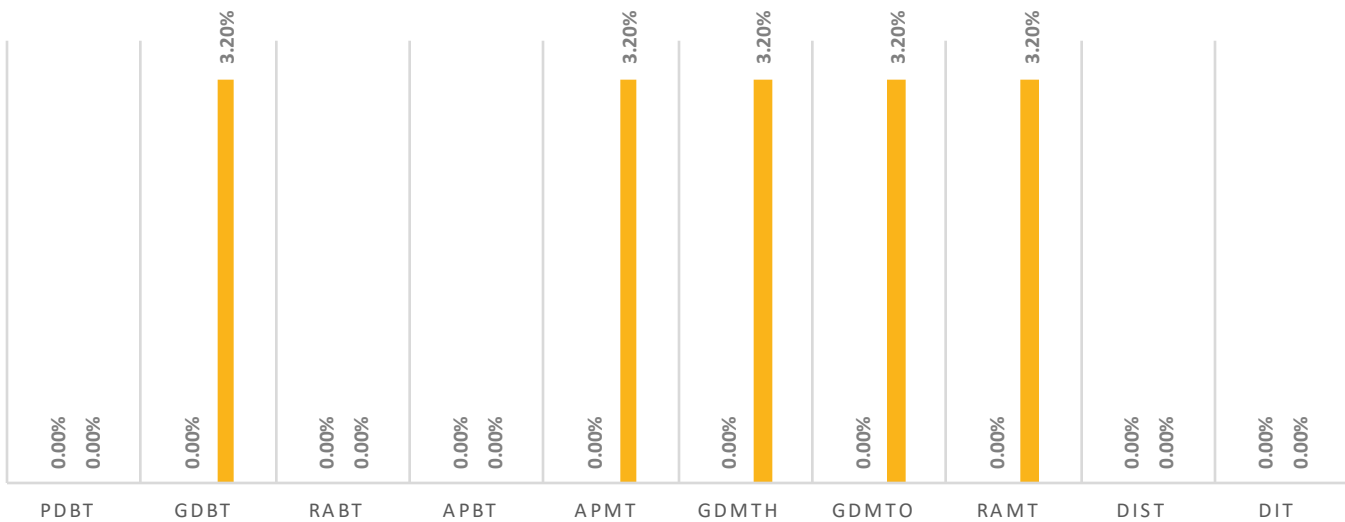
**CAMBIO PROMEDIO ENERGÍA PUNTA**


**TARIFAS DE LA CFE APLICABLES EN 10.2019**
**DISTRIBUCION \$/kW**

REGIÓN	PDBT	GDBT	RABT	APBT	APMT	GDMTH	GDMTO	RAMT	DIST	DIT
BAJA CALIFORNIA	-	186.59	-	-	86.82	86.82	86.82	86.82	-	-
BAJA CALIFORNIA SUR	-	186.59	-	-	86.82	86.82	86.82	86.82	-	-
BAJO	-	356.88	-	-	94.59	94.59	94.59	94.59	-	-
CENTRO OCCIDENTE	-	479.75	-	-	150.00	150.00	150.00	150.00	-	-
CENTRO ORIENTE	-	446.48	-	-	144.32	144.32	144.32	144.32	-	-
CENTRO SUR	-	503.73	-	-	213.42	213.42	213.42	213.42	-	-
GOLFO CENTRO	-	363.05	-	-	120.04	120.04	120.04	120.04	-	-
GOLFO NORTE	-	264.12	-	-	55.81	55.81	55.81	55.81	-	-
JALISCO	-	511.63	-	-	154.70	154.70	154.70	154.70	-	-
NOROESTE	-	205.34	-	-	87.59	87.59	87.59	87.59	-	-
NORTE	-	331.45	-	-	70.50	70.50	70.50	70.50	-	-
ORIENTE	-	487.26	-	-	195.51	195.51	195.51	195.51	-	-
PENINSULAR	-	285.82	-	-	87.62	87.62	87.62	87.62	-	-
SURESTE	-	425.24	-	-	136.64	136.64	136.64	136.64	-	-
VALLE MEXICO CENT	-	236.66	-	-	59.19	59.19	59.19	59.19	-	-
VALLE MEXICO NTE	-	305.14	-	-	84.48	84.48	84.48	84.48	-	-
VALLE MEXICO SUR	-	294.13	-	-	65.97	65.97	65.97	65.97	-	-
<b>MEDIA</b>		<b>345.29</b>			<b>111.41</b>	<b>111.41</b>	<b>111.41</b>			
<b>MIN</b>		<b>186.59</b>			<b>55.81</b>	<b>55.81</b>	<b>55.81</b>			
<b>MAX</b>		<b>511.63</b>			<b>213.42</b>	<b>213.42</b>	<b>213.42</b>			
<b>DESV. EST.</b>		<b>113.02</b>			<b>47.13</b>	<b>47.13</b>	<b>47.13</b>			
<b>COEF. VARIACION</b>		<b>33%</b>			<b>42%</b>	<b>42%</b>	<b>42%</b>			

**CAMBIO PROMEDIO DISTRIBUCIÓN**

■ INCREMENTO MES    ■ ACUMULADO EN EL AÑO



**TARIFAS DE LA CFE APLICABLES EN 10.2019**

REGIÓN	CAPACIDAD \$/kW									
	PDBT	GDBT	RABT	APBT	APMT	GDMTH	GDMTO	RAMT	DIST	DIT
BAJA CALIFORNIA	-	268.72	-	-	-	308.85	294.22	133.02	338.36	346.63
BAJA CALIFORNIA SUR	-	228.26	-	-	-	221.39	226.23	133.02	246.89	286.77
BAJO	-	262.29	-	-	-	338.36	291.29	133.02	346.63	346.63
CENTRO OCCIDENTE	-	224.40	-	-	-	338.23	256.68	133.02	346.63	346.63
CENTRO ORIENTE	-	236.08	-	-	-	335.22	288.85	133.02	346.63	346.63
CENTRO SUR	-	208.54	-	-	-	314.80	226.53	133.02	346.63	346.63
GOLFO CENTRO	-	262.29	-	-	-	338.36	276.97	133.02	346.63	346.63
GOLFO NORTE	-	230.23	-	-	-	346.63	294.22	133.02	346.63	346.63
JALISCO	-	210.64	-	-	-	338.36	268.76	133.02	346.63	338.36
NOROESTE	-	268.72	-	-	-	338.36	294.22	133.02	346.63	338.29
NORTE	-	262.29	-	-	-	346.63	268.76	133.02	346.63	346.63
ORIENTE	-	194.85	-	-	-	310.58	251.14	133.02	346.63	346.63
PENINSULAR	-	262.29	-	-	-	338.36	285.88	133.02	334.69	330.94
SURESTE	-	214.26	-	-	-	297.63	223.21	133.02	338.36	300.49
VALLE MEXICO CENT	-	268.72	-	-	-	346.63	300.06	133.02	346.63	346.63
VALLE MEXICO NTE	-	257.81	-	-	-	346.63	294.22	133.02	338.36	338.36
VALLE MEXICO SUR	-	262.29	-	-	-	346.63	301.43	133.02	346.63	346.63
<b>MEDIA</b>		242.51				326.57	273.10	133.02	338.60	338.01
<b>MIN</b>		194.85				221.39	223.21	133.02	246.89	286.77
<b>MAX</b>		268.72				346.63	301.43	133.02	346.63	346.63
<b>DESV. EST.</b>		25.27				31.15	27.06	-	23.98	17.50
<b>COEF. VARIACION</b>		10%				10%	10%	0%	7%	5%

**CAMBIO PROMEDIO CAPACIDAD**
