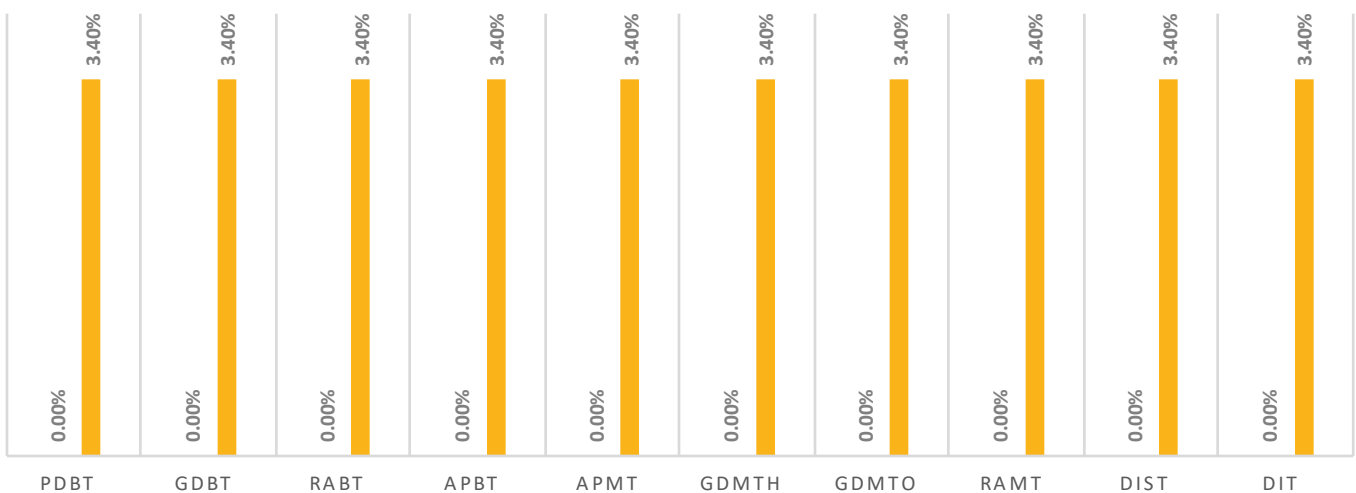


**TARIFAS DE LA CFE APLICABLES EN 11.2019**
**CARGO FIJO**

REGIÓN	PDBT	GDBT	RABT	APBT	APMT	GDMTH	GDMTO	RAMT	DIST	DIT
BAJA CALIFORNIA	67.77	677.66	67.77	67.77	677.66	677.66	677.66	677.66	2,032.99	2,032.99
BAJA CALIFORNIA SUR	67.77	677.66	67.77	67.77	677.66	677.66	677.66	677.66	2,032.99	2,032.99
BAJO	45.10	451.04	45.10	45.10	451.04	451.04	451.04	451.04	1,353.12	1,353.12
CENTRO OCCIDENTE	39.57	395.68	39.57	39.57	395.68	395.68	395.68	395.68	1,187.03	1,187.03
CENTRO ORIENTE	44.31	443.13	44.31	44.31	443.13	443.13	443.13	443.13	1,329.39	1,329.39
CENTRO SUR	49.06	490.63	49.06	49.06	490.63	490.63	490.63	490.63	1,471.89	1,471.89
GOLFO CENTRO	46.31	463.05	46.31	46.31	463.05	463.05	463.05	463.05	1,389.15	1,389.15
GOLFO NORTE	54.25	542.53	54.25	54.25	542.53	542.53	542.53	542.53	1,627.59	1,627.59
JALISCO	50.34	503.36	50.34	50.34	503.36	503.36	503.36	503.36	1,510.07	1,510.07
NOROESTE	61.18	611.85	61.18	61.18	611.85	611.85	611.85	611.85	1,835.54	1,835.54
NORTE	95.81	958.13	95.81	95.81	958.13	958.13	958.13	958.13	2,874.38	2,874.38
ORIENTE	48.41	484.06	48.41	48.41	484.06	484.06	484.06	484.06	1,452.19	1,452.19
PENINSULAR	51.24	512.44	51.24	51.24	512.44	512.44	512.44	512.44	1,537.31	1,537.31
SURESTE	74.84	748.38	74.84	74.84	748.38	748.38	748.38	748.38	2,245.15	2,245.15
VALLE MEXICO CENT	59.10	591.00	59.10	59.10	591.00	591.00	591.00	591.00	1,772.99	1,772.99
VALLE MEXICO NTE	66.36	663.61	66.36	66.36	663.61	663.61	663.61	663.61	1,990.82	1,990.82
VALLE MEXICO SUR	67.67	676.70	67.67	67.67	676.70	676.70	676.70	676.70	2,030.11	2,030.11
<b>MEDIA</b>	<b>58.18</b>	<b>581.82</b>	<b>58.18</b>	<b>58.18</b>	<b>581.82</b>	<b>581.82</b>	<b>581.82</b>	<b>581.82</b>	<b>1,745.45</b>	<b>1,745.45</b>
<b>MIN</b>	<b>39.57</b>	<b>395.68</b>	<b>39.57</b>	<b>39.57</b>	<b>395.68</b>	<b>395.68</b>	<b>395.68</b>	<b>395.68</b>	<b>1,187.03</b>	<b>1,187.03</b>
<b>MAX</b>	<b>95.81</b>	<b>958.13</b>	<b>95.81</b>	<b>95.81</b>	<b>958.13</b>	<b>958.13</b>	<b>958.13</b>	<b>958.13</b>	<b>2,874.38</b>	<b>2,874.38</b>
<b>DESV. EST.</b>	<b>14.14</b>	<b>141.39</b>	<b>14.14</b>	<b>14.14</b>	<b>141.39</b>	<b>141.39</b>	<b>141.39</b>	<b>141.39</b>	<b>424.18</b>	<b>424.18</b>
<b>COEF. VARIACION</b>	<b>24%</b>	<b>24%</b>	<b>24%</b>	<b>24%</b>	<b>24%</b>	<b>24%</b>	<b>24%</b>	<b>24%</b>	<b>24%</b>	<b>24%</b>

**CAMBIO PROMEDIO CARGO FIJO**

■ INCREMENTO MES    ■ ACUMULADO EN EL AÑO

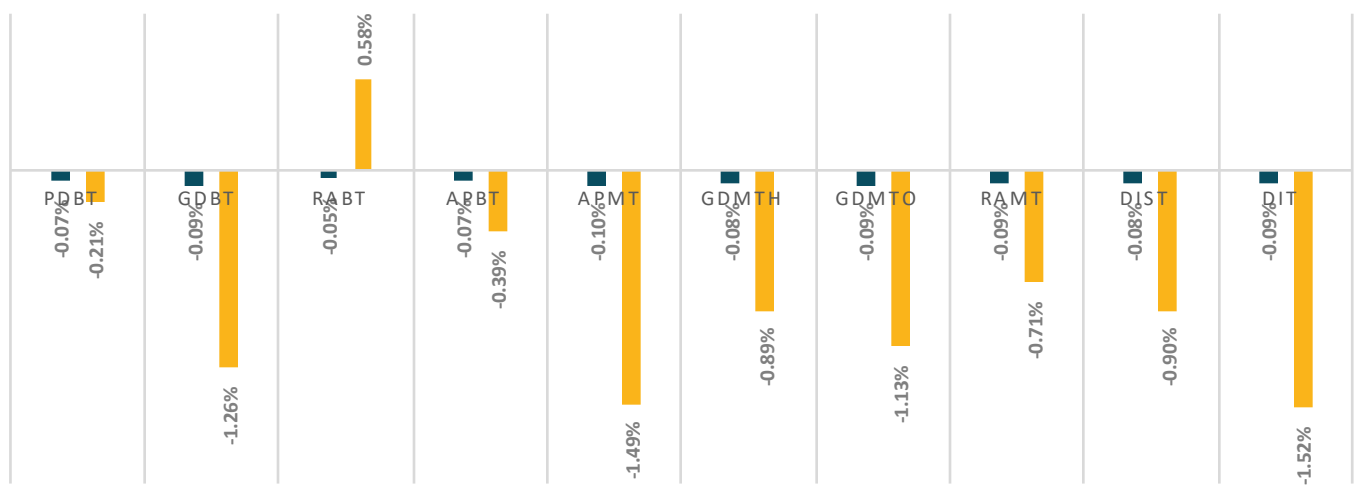


**TARIFAS DE LA CFE APLICABLES EN 11.2019**
**ENERGÍA BASE \$/kWh**

REGIÓN	PDBT	GDBT	RABT	APBT	APMT	GDMTH	GDMTO	RAMT	DIST	DIT
BAJA CALIFORNIA	2.2480	0.7520	1.8050	2.4860	1.5620	0.5396	0.6270	0.6950	0.5729	0.5411
BAJA CALIFORNIA SUR	3.4590	2.6200	2.0280	4.4450	2.5710	1.8190	2.0270	0.8900	1.9671	2.1778
BAJO	3.4020	1.6070	2.2470	3.6540	2.1860	0.9217	1.3380	0.8060	0.9564	0.7533
CENTRO OCCIDENTE	3.3730	1.2630	2.4790	3.6970	2.1780	0.9198	1.2160	0.8050	0.9231	0.7861
CENTRO ORIENTE	3.2880	1.4650	2.4570	3.8300	2.1790	0.9175	1.3220	0.8040	0.9093	0.8287
CENTRO SUR	3.3470	1.3420	2.6640	4.2120	1.7920	0.8447	1.1040	0.8090	0.9471	0.8848
GOLFO CENTRO	3.5250	1.4490	2.3650	3.5710	2.1030	0.8747	1.1810	0.7960	0.8978	0.8462
GOLFO NORTE	3.1360	1.2060	2.0970	3.3100	1.9780	0.8927	1.1040	0.7760	0.8716	0.7068
JALISCO	3.9120	1.3030	2.6320	4.0420	2.1820	0.8864	1.2320	0.8070	0.9405	0.7661
NOROESTE	2.9740	1.3270	1.9910	3.1240	2.0380	0.8483	1.1350	0.7720	0.8713	0.6844
NORTE	3.2840	1.3830	2.5270	3.7520	2.0860	0.8930	1.0830	0.7870	0.8502	0.7596
ORIENTE	3.3980	1.1740	2.5440	3.8650	2.1590	0.8133	1.1540	0.8000	0.8701	0.8492
PENINSULAR	3.5440	1.8120	2.3090	3.7720	2.2940	1.0762	1.5080	0.8360	0.9803	0.8741
SURESTE	3.4010	1.2990	2.3870	3.7360	2.2390	0.8837	1.1140	0.8110	0.9124	0.7063
VALLE MEXICO CENT	3.2480	1.7460	2.0010	3.5660	2.1520	0.9675	1.3870	0.8030	0.9847	0.8914
VALLE MEXICO NTE	3.2920	1.8530	2.3130	4.2280	2.0720	0.9650	1.3560	0.8020	0.7258	0.5764
VALLE MEXICO SUR	3.3070	1.9430	2.3150	4.3150	2.1650	0.9745	1.3990	0.8040	0.9740	0.8948
<b>MEDIA</b>	<b>3.3022</b>	<b>1.5026</b>	<b>2.3036</b>	<b>3.7415</b>	<b>2.1139</b>	<b>0.9434</b>	<b>1.2522</b>	<b>0.8002</b>	<b>0.9503</b>	<b>0.8545</b>
<b>MIN</b>	<b>2.2480</b>	<b>0.7520</b>	<b>1.8050</b>	<b>2.4860</b>	<b>1.5620</b>	<b>0.5396</b>	<b>0.6270</b>	<b>0.6950</b>	<b>0.5729</b>	<b>0.5411</b>
<b>MAX</b>	<b>3.9120</b>	<b>2.6200</b>	<b>2.6640</b>	<b>4.4450</b>	<b>2.5710</b>	<b>1.8190</b>	<b>2.0270</b>	<b>0.8900</b>	<b>1.9671</b>	<b>2.1778</b>
<b>DESV. EST.</b>	<b>0.3345</b>	<b>0.4111</b>	<b>0.2463</b>	<b>0.4750</b>	<b>0.2116</b>	<b>0.2504</b>	<b>0.2785</b>	<b>0.0374</b>	<b>0.2812</b>	<b>0.3567</b>
<b>COEF. VARIACION</b>	<b>10%</b>	<b>27%</b>	<b>11%</b>	<b>13%</b>	<b>10%</b>	<b>27%</b>	<b>22%</b>	<b>5%</b>	<b>30%</b>	<b>42%</b>

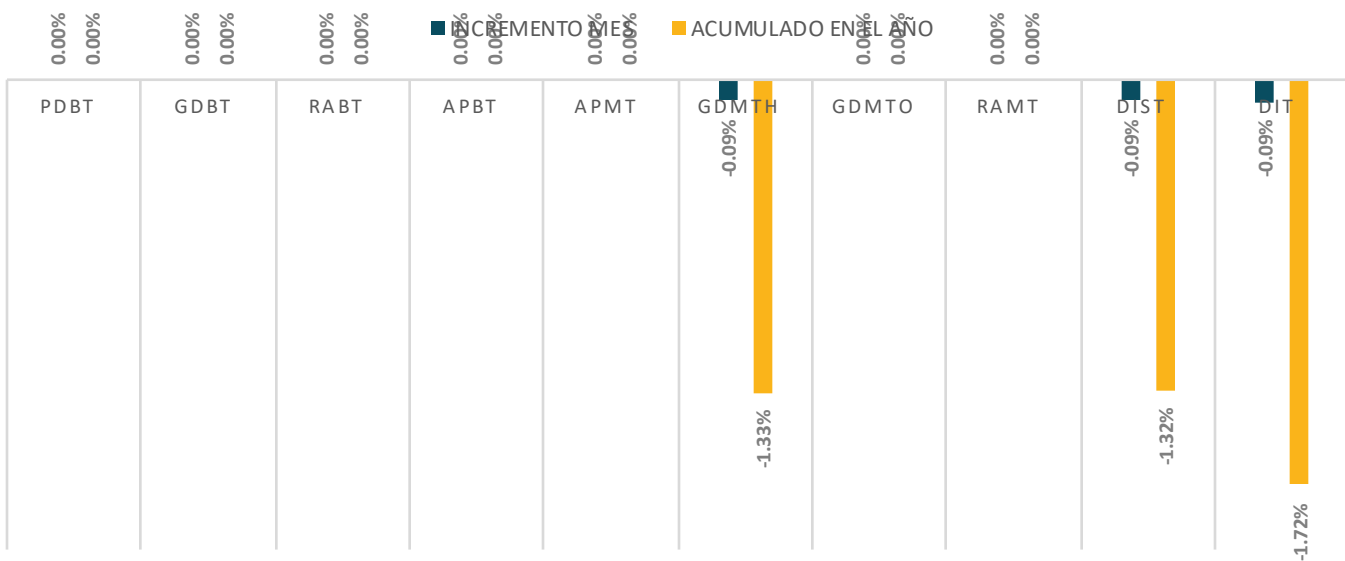
**CAMBIO PROMEDIO ENERGÍA BASE**

■ INCREMENTO MES   ■ ACUMULADO EN EL AÑO



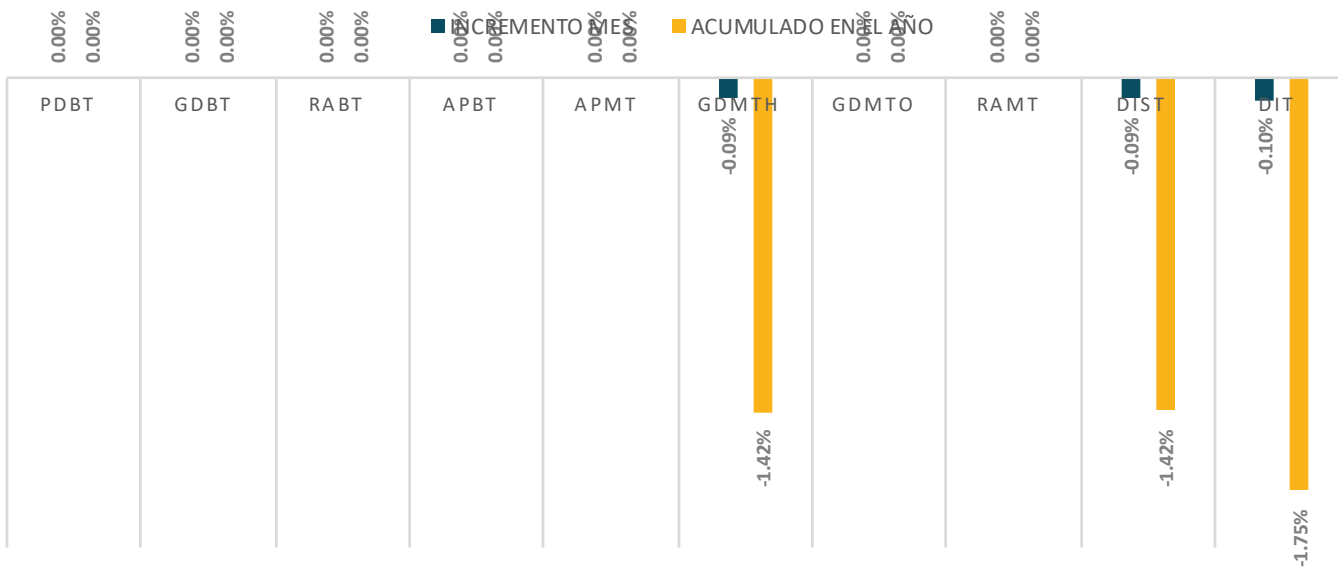
**TARIFAS DE LA CFE APLICABLES EN 11.2019**
**ENERGÍA INTERMEDIA \$/kWh**

REGIÓN	PDBT	GDBT	RABT	APBT	APMT	GDMTH	GDMTO	RAMT	DIST	DIT
BAJA CALIFORNIA	-	-	-	-	-	0.8314	-	-	0.8918	0.9097
BAJA CALIFORNIA SUR	-	-	-	-	-	2.3064	-	-	2.4986	2.7242
BAJO	-	-	-	-	-	1.6279	-	-	1.5561	1.3902
CENTRO OCCIDENTE	-	-	-	-	-	1.6302	-	-	1.5025	1.3919
CENTRO ORIENTE	-	-	-	-	-	1.6309	-	-	1.5375	1.4119
CENTRO SUR	-	-	-	-	-	1.4825	-	-	1.5544	1.5130
GOLFO CENTRO	-	-	-	-	-	1.4711	-	-	1.4350	1.4962
GOLFO NORTE	-	-	-	-	-	1.3793	-	-	1.3604	1.2304
JALISCO	-	-	-	-	-	1.5729	-	-	1.5382	1.3952
NOROESTE	-	-	-	-	-	1.3526	-	-	1.3043	1.1379
NORTE	-	-	-	-	-	1.4131	-	-	1.3577	1.2597
ORIENTE	-	-	-	-	-	1.4211	-	-	1.5101	1.4261
PENINSULAR	-	-	-	-	-	1.8037	-	-	1.6644	1.5538
SURESTE	-	-	-	-	-	1.5253	-	-	1.5351	1.2765
VALLE MEXICO CENT	-	-	-	-	-	1.5901	-	-	1.6811	1.5969
VALLE MEXICO NTE	-	-	-	-	-	1.5791	-	-	1.2522	1.0465
VALLE MEXICO SUR	-	-	-	-	-	1.5992	-	-	1.5926	1.5935
<b>MEDIA</b>						1.5422			1.5160	1.4326
<b>MIN</b>						0.8314			0.8918	0.9097
<b>MAX</b>						2.3064			2.4986	2.7242
<b>DESV. EST.</b>						0.2841			0.3148	0.3837
<b>COEF. VARIACION</b>						<b>18%</b>			<b>21%</b>	<b>27%</b>

**CAMBIO PROMEDIO ENERGÍA INTERMEDIA**


**TARIFAS DE LA CFE APLICABLES EN 11.2019**
**ENERGÍA PUNTA \$/kWh**

REGIÓN	PDBT	GDBT	RABT	APBT	APMT	GDMTH	GDMTO	RAMT	DIST	DIT
BAJA CALIFORNIA	-	-	-	-	-	1.1182	-	-	1.2063	1.2694
BAJA CALIFORNIA SUR	-	-	-	-	-	3.2419	-	-	3.5222	3.8764
BAJO	-	-	-	-	-	1.8531	-	-	1.8436	1.5366
CENTRO OCCIDENTE	-	-	-	-	-	1.8345	-	-	1.7667	1.5610
CENTRO ORIENTE	-	-	-	-	-	1.8393	-	-	1.7325	1.6683
CENTRO SUR	-	-	-	-	-	1.6764	-	-	1.8140	1.7738
GOLFO CENTRO	-	-	-	-	-	1.7029	-	-	1.6180	1.6307
GOLFO NORTE	-	-	-	-	-	1.4959	-	-	1.4754	1.2920
JALISCO	-	-	-	-	-	1.7684	-	-	1.8154	1.5839
NOROESTE	-	-	-	-	-	1.4980	-	-	1.5172	1.2555
NORTE	-	-	-	-	-	1.6516	-	-	1.5893	1.4458
ORIENTE	-	-	-	-	-	1.5949	-	-	1.6961	1.6770
PENINSULAR	-	-	-	-	-	2.0113	-	-	1.8158	1.6671
SURESTE	-	-	-	-	-	1.7093	-	-	1.7714	1.4119
VALLE MEXICO CENT	-	-	-	-	-	1.8547	-	-	1.8995	1.7751
VALLE MEXICO NTE	-	-	-	-	-	1.8439	-	-	1.4086	1.1648
VALLE MEXICO SUR	-	-	-	-	-	1.8681	-	-	1.8671	1.7814
<b>MEDIA</b>						1.7978			1.7858	1.6689
<b>MIN</b>						1.1182			1.2063	1.1648
<b>MAX</b>						3.2419			3.5222	3.8764
<b>DESV. EST.</b>						0.4247			0.4851	0.6015
<b>COEF. VARIACION</b>						<b>24%</b>			<b>27%</b>	<b>36%</b>

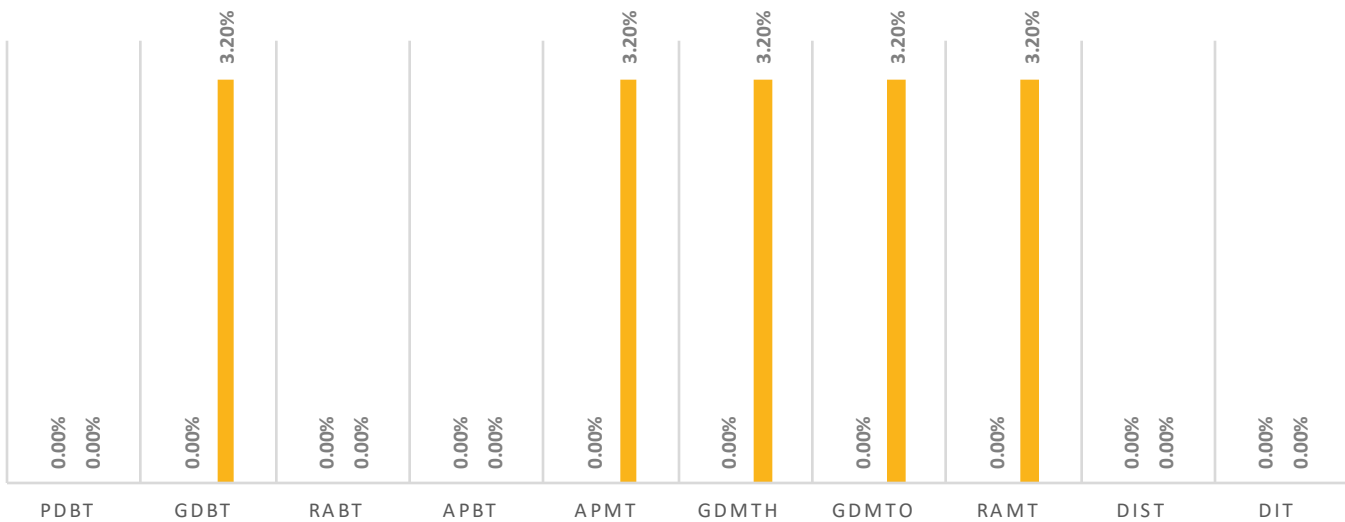
**CAMBIO PROMEDIO ENERGÍA PUNTA**


**TARIFAS DE LA CFE APLICABLES EN 11.2019**
**DISTRIBUCION \$/kw**

REGIÓN	PDBT	GDBT	RABT	APBT	APMT	GDMTH	GDMTO	RAMT	DIST	DIT
BAJA CALIFORNIA	-	186.59	-	-	86.82	86.82	86.82	86.82	-	-
BAJA CALIFORNIA SUR	-	186.59	-	-	86.82	86.82	86.82	86.82	-	-
BAJO	-	356.88	-	-	94.59	94.59	94.59	94.59	-	-
CENTRO OCCIDENTE	-	479.75	-	-	150.00	150.00	150.00	150.00	-	-
CENTRO ORIENTE	-	446.48	-	-	144.32	144.32	144.32	144.32	-	-
CENTRO SUR	-	503.73	-	-	213.42	213.42	213.42	213.42	-	-
GOLFO CENTRO	-	363.05	-	-	120.04	120.04	120.04	120.04	-	-
GOLFO NORTE	-	264.12	-	-	55.81	55.81	55.81	55.81	-	-
JALISCO	-	511.63	-	-	154.70	154.70	154.70	154.70	-	-
NOROESTE	-	205.34	-	-	87.59	87.59	87.59	87.59	-	-
NORTE	-	331.45	-	-	70.50	70.50	70.50	70.50	-	-
ORIENTE	-	487.26	-	-	195.51	195.51	195.51	195.51	-	-
PENINSULAR	-	285.82	-	-	87.62	87.62	87.62	87.62	-	-
SURESTE	-	425.24	-	-	136.64	136.64	136.64	136.64	-	-
VALLE MEXICO CENT	-	236.66	-	-	59.19	59.19	59.19	59.19	-	-
VALLE MEXICO NTE	-	305.14	-	-	84.48	84.48	84.48	84.48	-	-
VALLE MEXICO SUR	-	294.13	-	-	65.97	65.97	65.97	65.97	-	-
<b>MEDIA</b>		<b>345.29</b>			<b>111.41</b>	<b>111.41</b>	<b>111.41</b>			
<b>MIN</b>		<b>186.59</b>			<b>55.81</b>	<b>55.81</b>	<b>55.81</b>			
<b>MAX</b>		<b>511.63</b>			<b>213.42</b>	<b>213.42</b>	<b>213.42</b>			
<b>DESV. EST.</b>		<b>113.02</b>			<b>47.13</b>	<b>47.13</b>	<b>47.13</b>			
<b>COEF. VARIACION</b>		<b>33%</b>			<b>42%</b>	<b>42%</b>	<b>42%</b>			

**CAMBIO PROMEDIO DISTRIBUCIÓN**

■ INCREMENTO MES ■ ACUMULADO EN EL AÑO



**TARIFAS DE LA CFE APLICABLES EN 11.2019**

REGIÓN	CAPACIDAD \$/kW									
	PDBT	GDBT	RABT	APBT	APMT	GDMTH	GDMTO	RAMT	DIST	DIT
BAJA CALIFORNIA	-	268.45	-	-	-	308.54	293.92	132.88	338.02	346.28
BAJA CALIFORNIA SUR	-	228.03	-	-	-	221.17	226.00	132.88	246.64	286.48
BAJO	-	262.03	-	-	-	338.02	290.99	132.88	346.28	346.28
CENTRO OCCIDENTE	-	224.17	-	-	-	337.89	256.42	132.88	346.28	346.28
CENTRO ORIENTE	-	235.84	-	-	-	334.88	288.56	132.88	346.28	346.28
CENTRO SUR	-	208.33	-	-	-	314.48	226.30	132.88	346.28	346.28
GOLFO CENTRO	-	262.03	-	-	-	338.02	276.69	132.88	346.28	346.28
GOLFO NORTE	-	230.00	-	-	-	346.28	293.92	132.88	346.28	346.28
JALISCO	-	210.43	-	-	-	338.02	268.49	132.88	346.28	338.02
NOROESTE	-	268.45	-	-	-	338.02	293.92	132.88	346.28	337.95
NORTE	-	262.03	-	-	-	346.28	268.49	132.88	346.28	346.28
ORIENTE	-	194.65	-	-	-	310.27	250.89	132.88	346.28	346.28
PENINSULAR	-	262.03	-	-	-	338.02	285.59	132.88	334.35	330.61
SURESTE	-	214.04	-	-	-	297.33	222.98	132.88	338.02	300.18
VALLE MEXICO CENT	-	268.45	-	-	-	346.28	299.75	132.88	346.28	346.28
VALLE MEXICO NTE	-	257.55	-	-	-	346.28	293.92	132.88	338.02	338.02
VALLE MEXICO SUR	-	262.03	-	-	-	346.28	301.13	132.88	346.28	346.28
<b>MEDIA</b>		242.27				326.24	272.82	132.88	338.26	337.67
<b>MIN</b>		194.65				221.17	222.98	132.88	246.64	286.48
<b>MAX</b>		268.45				346.28	301.13	132.88	346.28	346.28
<b>DESV. EST.</b>		25.24				31.12	27.03	0.00	23.96	17.48
<b>COEF. VARIACION</b>		10%				10%	10%	0%	7%	5%

**CAMBIO PROMEDIO CAPACIDAD**
