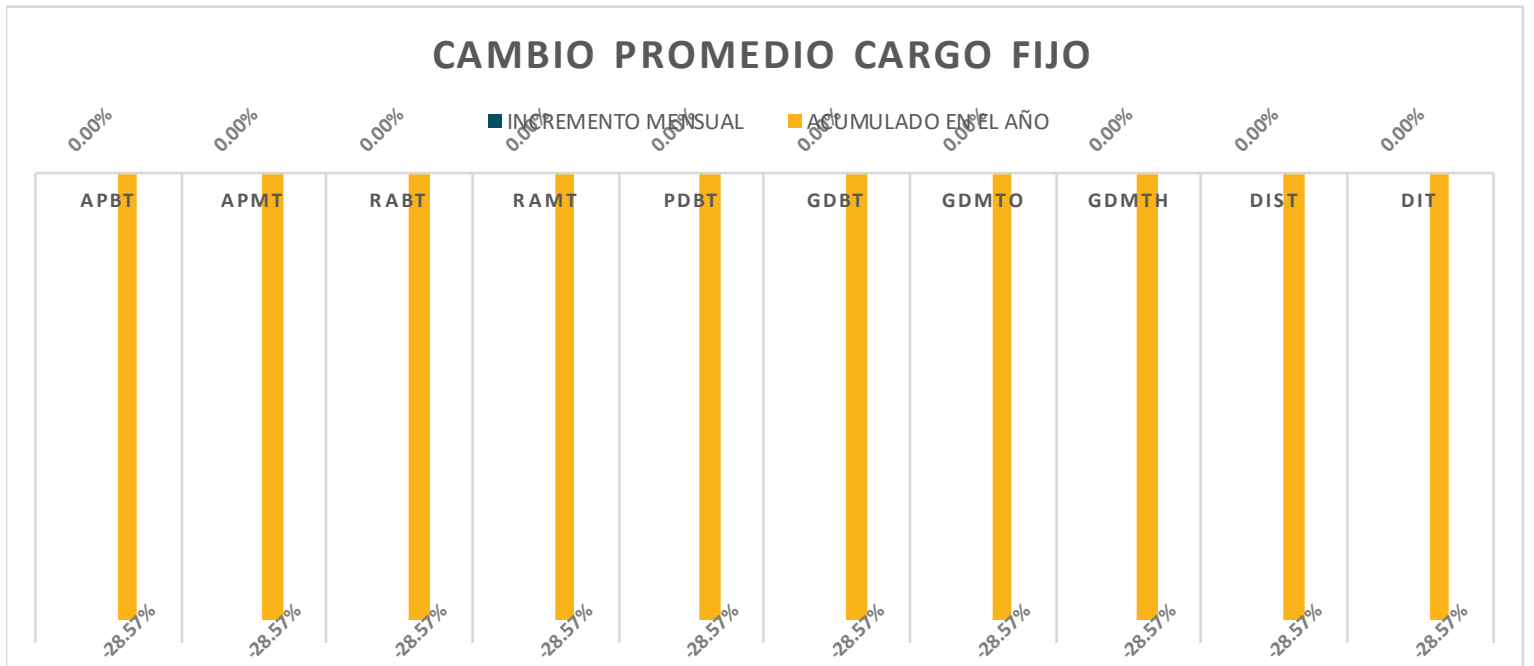


**TARIFAS DE LA CFE APLICABLES EN NOVIEMBRE 2022**

| CARGO FIJO             |       |        |       |        |       |        |        |        |          |          |
|------------------------|-------|--------|-------|--------|-------|--------|--------|--------|----------|----------|
| División               | APBT  | APMT   | RABT  | RAMT   | PDBT  | GDBT   | GDMTO  | GDMTH  | DIST     | DIT      |
| Baja California        | 53.58 | 535.80 | 53.58 | 535.80 | 53.58 | 535.80 | 535.80 | 535.80 | 1,607.39 | 1,607.39 |
| Baja California Sur    | 53.58 | 535.80 | 53.58 | 535.80 | 53.58 | 535.80 | 535.80 | 535.80 | 1,607.39 | 1,607.39 |
| Bajío                  | 27.78 | 277.76 | 27.78 | 277.76 | 27.78 | 277.76 | 277.76 | 277.76 | 833.29   | 833.29   |
| Centro Occidente       | 27.44 | 274.38 | 27.44 | 274.38 | 27.44 | 274.38 | 274.38 | 274.38 | 823.15   | 823.15   |
| Centro Oriente         | 31.39 | 313.90 | 31.39 | 313.90 | 31.39 | 313.90 | 313.90 | 313.90 | 941.70   | 941.70   |
| Centro Sur             | 31.43 | 314.31 | 31.43 | 314.31 | 31.43 | 314.31 | 314.31 | 314.31 | 942.94   | 942.94   |
| Golfo Centro           | 34.10 | 340.95 | 34.10 | 340.95 | 34.10 | 340.95 | 340.95 | 340.95 | 1,022.86 | 1,022.86 |
| Golfo Norte            | 37.22 | 372.22 | 37.22 | 372.22 | 37.22 | 372.22 | 372.22 | 372.22 | 1,116.66 | 1,116.66 |
| Jalisco                | 33.34 | 333.35 | 33.34 | 333.35 | 33.34 | 333.35 | 333.35 | 333.35 | 1,000.06 | 1,000.06 |
| Noroeste               | 55.18 | 551.76 | 55.18 | 551.76 | 55.18 | 551.76 | 551.76 | 551.76 | 1,655.28 | 1,655.28 |
| Norte                  | 57.54 | 575.38 | 57.54 | 575.38 | 57.54 | 575.38 | 575.38 | 575.38 | 1,726.15 | 1,726.15 |
| Oriente                | 35.97 | 359.72 | 35.97 | 359.72 | 35.97 | 359.72 | 359.72 | 359.72 | 1,079.17 | 1,079.17 |
| Peninsular             | 41.06 | 410.63 | 41.06 | 410.63 | 41.06 | 410.63 | 410.63 | 410.63 | 1,231.90 | 1,231.90 |
| Sureste                | 58.51 | 585.06 | 58.51 | 585.06 | 58.51 | 585.06 | 585.06 | 585.06 | 1,755.19 | 1,755.19 |
| Valle de México Centro | 50.59 | 505.90 | 50.59 | 505.90 | 50.59 | 505.90 | 505.90 | 505.90 | 1,517.71 | 1,517.71 |
| Valle de México Norte  | 66.81 | 668.11 | 66.81 | 668.11 | 66.81 | 668.11 | 668.11 | 668.11 | 2,004.32 | 2,004.32 |
| Valle de México Sur    | 58.66 | 586.59 | 58.66 | 586.59 | 58.66 | 586.59 | 586.59 | 586.59 | 1,759.77 | 1,759.77 |

|                        |              |               |              |               |              |               |               |               |                 |                 |
|------------------------|--------------|---------------|--------------|---------------|--------------|---------------|---------------|---------------|-----------------|-----------------|
| <b>MEDIA</b>           | <b>44.36</b> | <b>443.62</b> | <b>44.36</b> | <b>443.62</b> | <b>44.36</b> | <b>443.62</b> | <b>443.62</b> | <b>443.62</b> | <b>1,330.88</b> | <b>1,330.88</b> |
| <b>MIN</b>             | 27.44        | 274.38        | 27.44        | 274.38        | 27.44        | 274.38        | 274.38        | 274.38        | 823.15          | 823.15          |
| <b>MAX</b>             | 66.81        | 668.11        | 66.81        | 668.11        | 66.81        | 668.11        | 668.11        | 668.11        | 2,004.32        | 2,004.32        |
| <b>DESV. EST.</b>      | 12.90        | 129.03        | 12.90        | 129.03        | 12.90        | 129.03        | 129.03        | 129.03        | 387.10          | 387.10          |
| <b>COEF. VARIACION</b> | <b>29%</b>   | <b>29%</b>    | <b>29%</b>   | <b>29%</b>    | <b>29%</b>   | <b>29%</b>    | <b>29%</b>    | <b>29%</b>    | <b>29%</b>      | <b>29%</b>      |



Los cargos de las tarifas finales del suministro básico descritos en este apartado, corresponden a la integración de los cargos por Transmisión, Distribución, Operación del CENACE, Operación del Suministrador Básico, Servicios Conexos No MEM, Energía y Capacidad.

**TARIFAS DE LA CFE APLICABLES EN NOVIEMBRE 2022**

| ENERGÍA BASE \$/kWh    |        |        |        |        |        |        |        |        |        |        |
|------------------------|--------|--------|--------|--------|--------|--------|--------|--------|--------|--------|
| División               | APBT   | APMT   | RABT   | RAMT   | PDBT   | GDBT   | GDMTO  | GDMTH  | DIST   | DIT    |
| Baja California        | 2.7682 | 1.7242 | 2.0102 | 0.7612 | 2.5032 | 0.8252 | 0.6862 | 0.5892 | 0.6263 | 0.5959 |
| Baja California Sur    | 4.9442 | 2.8462 | 2.2582 | 0.9782 | 3.8492 | 2.9002 | 2.2412 | 2.0106 | 2.1752 | 2.4144 |
| Bajío                  | 4.0714 | 2.4182 | 2.5084 | 0.8842 | 3.7924 | 1.7742 | 1.4762 | 1.0138 | 1.0524 | 0.8318 |
| Centro Occidente       | 4.1287 | 2.4082 | 2.7757 | 0.8832 | 3.7687 | 1.3922 | 1.3402 | 1.0116 | 1.0153 | 0.8681 |
| Centro Oriente         | 4.2743 | 2.4102 | 2.7483 | 0.8822 | 3.6713 | 1.6162 | 1.4572 | 1.0091 | 0.9999 | 0.9155 |
| Centro Sur             | 4.7005 | 1.9802 | 2.9805 | 0.8882 | 3.7395 | 1.4802 | 1.2152 | 0.9282 | 1.0420 | 0.9778 |
| Golfo Centro           | 3.9828 | 2.3252 | 2.6438 | 0.8742 | 3.9318 | 1.5992 | 1.3012 | 0.9616 | 0.9873 | 0.9349 |
| Golfo Norte            | 3.6859 | 2.1862 | 2.3389 | 0.8512 | 3.4929 | 1.3292 | 1.2162 | 0.9816 | 0.9581 | 0.7800 |
| Jalisco                | 4.5134 | 2.4132 | 2.9484 | 0.8852 | 4.3684 | 1.4362 | 1.3582 | 0.9746 | 1.0347 | 0.8459 |
| Noroeste               | 3.4792 | 2.2522 | 2.2192 | 0.8462 | 3.3122 | 1.4632 | 1.2502 | 0.9322 | 0.9577 | 0.7552 |
| Norte                  | 4.1875 | 2.3062 | 2.8255 | 0.8632 | 3.6675 | 1.5262 | 1.1922 | 0.9819 | 0.9344 | 0.8388 |
| Oriente                | 4.3152 | 2.3872 | 2.8472 | 0.8782 | 3.7972 | 1.2942 | 1.2712 | 0.8933 | 0.9564 | 0.9382 |
| Peninsular             | 4.2037 | 2.5382 | 2.5787 | 0.9182 | 3.9517 | 2.0022 | 1.6652 | 1.1854 | 1.0789 | 0.9659 |
| Sureste                | 4.1659 | 2.4772 | 2.6669 | 0.8902 | 3.7929 | 1.4332 | 1.2272 | 0.9716 | 1.0035 | 0.7795 |
| Valle de México Centro | 3.9609 | 2.3802 | 2.2229 | 0.8812 | 3.6069 | 1.9292 | 1.5302 | 1.0647 | 1.0837 | 0.9851 |
| Valle de México Norte  | 4.6912 | 2.2912 | 2.5642 | 0.8802 | 3.6522 | 2.0482 | 1.4952 | 1.0619 | 0.7962 | 0.6352 |
| Valle de México Sur    | 4.7909 | 2.3942 | 2.5699 | 0.8832 | 3.6719 | 2.1482 | 1.5442 | 1.0724 | 1.0719 | 0.9890 |

|                        |               |               |               |               |               |               |               |               |               |               |
|------------------------|---------------|---------------|---------------|---------------|---------------|---------------|---------------|---------------|---------------|---------------|
| <b>MEDIA</b>           | <b>4.1685</b> | <b>2.3376</b> | <b>2.5710</b> | <b>0.8781</b> | <b>3.6806</b> | <b>1.6587</b> | <b>1.3804</b> | <b>1.0379</b> | <b>1.0455</b> | <b>0.9442</b> |
| <b>MIN</b>             | 2.7682        | 1.7242        | 2.0102        | 0.7612        | 2.5032        | 0.8252        | 0.6862        | 0.5892        | 0.6263        | 0.5959        |
| <b>MAX</b>             | 4.9442        | 2.8462        | 2.9805        | 0.9782        | 4.3684        | 2.9002        | 2.2412        | 2.0106        | 2.1752        | 2.4144        |
| <b>DESV. EST.</b>      | 0.5277        | 0.2353        | 0.2800        | 0.0416        | 0.3752        | 0.4567        | 0.3094        | 0.2782        | 0.3124        | 0.3964        |
| <b>COEF. VARIACION</b> | <b>13%</b>    | <b>10%</b>    | <b>11%</b>    | <b>5%</b>     | <b>10%</b>    | <b>28%</b>    | <b>22%</b>    | <b>27%</b>    | <b>30%</b>    | <b>42%</b>    |

**CAMBIO PROMEDIO ENERGÍA BASE**

■ INCREMENTO MENSUAL    ■ ACUMULADO EN EL AÑO



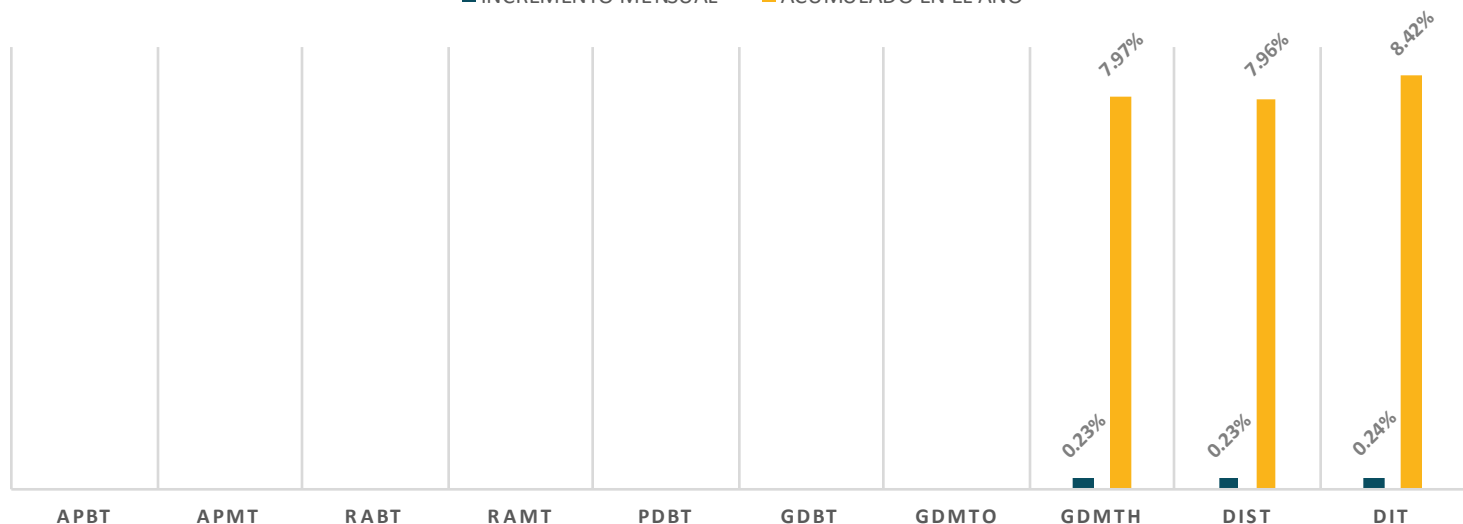
Los cargos de las tarifas finales del suministro básico descritos en este apartado, corresponden a la integración de los cargos por Transmisión, Distribución, Operación del CENACE, Operación del Suministrador Básico, Servicios Conexos No MEM, Energía y Capacidad.

**TARIFAS DE LA CFE APLICABLES EN NOVIEMBRE 2022**

| ENERGÍA INTERMEDIA \$/kWh |      |      |      |      |      |      |       |               |               |               |
|---------------------------|------|------|------|------|------|------|-------|---------------|---------------|---------------|
| División                  | APBT | APMT | RABT | RAMT | PDBT | GDBT | GDMTO | GDMTH         | DIST          | DIT           |
| Baja California           |      |      |      |      |      |      |       | 0.9135        | 0.9806        | 1.0055        |
| Baja California Sur       |      |      |      |      |      |      |       | 2.5522        | 2.7656        | 3.0213        |
| Bajío                     |      |      |      |      |      |      |       | 1.7983        | 1.7186        | 1.5394        |
| Centro Occidente          |      |      |      |      |      |      |       | 1.8009        | 1.6590        | 1.5412        |
| Centro Oriente            |      |      |      |      |      |      |       | 1.8017        | 1.6979        | 1.5634        |
| Centro Sur                |      |      |      |      |      |      |       | 1.6368        | 1.7167        | 1.6757        |
| Golfo Centro              |      |      |      |      |      |      |       | 1.6241        | 1.5841        | 1.6570        |
| Golfo Norte               |      |      |      |      |      |      |       | 1.5221        | 1.5011        | 1.3618        |
| Jalisco                   |      |      |      |      |      |      |       | 1.7373        | 1.6987        | 1.5449        |
| Noroeste                  |      |      |      |      |      |      |       | 1.4924        | 1.4389        | 1.2590        |
| Norte                     |      |      |      |      |      |      |       | 1.5597        | 1.4981        | 1.3943        |
| Oriente                   |      |      |      |      |      |      |       | 1.5685        | 1.6675        | 1.5793        |
| Peninsular                |      |      |      |      |      |      |       | 1.9936        | 1.8389        | 1.7211        |
| Sureste                   |      |      |      |      |      |      |       | 1.6844        | 1.6952        | 1.4130        |
| Valle de México Centro    |      |      |      |      |      |      |       | 1.7563        | 1.8574        | 1.7690        |
| Valle de México Norte     |      |      |      |      |      |      |       | 1.7441        | 1.3810        | 1.1575        |
| Valle de México Sur       |      |      |      |      |      |      |       | 1.7665        | 1.7591        | 1.7652        |
| <b>MEDIA</b>              |      |      |      |      |      |      |       | <b>1.7031</b> | <b>1.6740</b> | <b>1.5864</b> |
| <b>MIN</b>                |      |      |      |      |      |      |       | 0.9135        | 0.9806        | 1.0055        |
| <b>MAX</b>                |      |      |      |      |      |      |       | 2.5522        | 2.7656        | 3.0213        |
| <b>DESV. EST.</b>         |      |      |      |      |      |      |       | 0.3156        | 0.3497        | 0.4263        |
| <b>COEF. VARIACION</b>    |      |      |      |      |      |      |       | <b>19%</b>    | <b>21%</b>    | <b>27%</b>    |

**CAMBIO PROMEDIO ENERGÍA INTERMEDIA**

■ INCREMENTO MENSUAL    ■ ACUMULADO EN EL AÑO



Los cargos de las tarifas finales del suministro básico descritos en este apartado, corresponden a la integración de los cargos por Transmisión, Distribución, Operación del CENACE, Operación del Suministrador Básico, Servicios Conexos No MEM, Energía y Capacidad.

**TARIFAS DE LA CFE APLICABLES EN NOVIEMBRE 2022**

| ENERGÍA PUNTA \$/kWh   |      |      |      |      |      |      |       |               |               |               |
|------------------------|------|------|------|------|------|------|-------|---------------|---------------|---------------|
| División               | APBT | APMT | RABT | RAMT | PDBT | GDBT | GDMTO | GDMTH         | DIST          | DIT           |
| Baja California        |      |      |      |      |      |      |       | 1.2321        | 1.3299        | 1.4051        |
| Baja California Sur    |      |      |      |      |      |      |       | 3.5915        | 3.9029        | 4.3015        |
| Bajío                  |      |      |      |      |      |      |       | 2.0485        | 2.0380        | 1.7019        |
| Centro Occidente       |      |      |      |      |      |      |       | 2.0278        | 1.9526        | 1.7291        |
| Centro Oriente         |      |      |      |      |      |      |       | 2.0332        | 1.9145        | 1.8483        |
| Centro Sur             |      |      |      |      |      |      |       | 1.8523        | 2.0051        | 1.9654        |
| Golfo Centro           |      |      |      |      |      |      |       | 1.8816        | 1.7873        | 1.8066        |
| Golfo Norte            |      |      |      |      |      |      |       | 1.6517        | 1.6290        | 1.4302        |
| Jalisco                |      |      |      |      |      |      |       | 1.9544        | 2.0066        | 1.7545        |
| Noroeste               |      |      |      |      |      |      |       | 1.6540        | 1.6754        | 1.3897        |
| Norte                  |      |      |      |      |      |      |       | 1.8247        | 1.7555        | 1.6011        |
| Oriente                |      |      |      |      |      |      |       | 1.7616        | 1.8741        | 1.8580        |
| Peninsular             |      |      |      |      |      |      |       | 2.2242        | 2.0071        | 1.8469        |
| Sureste                |      |      |      |      |      |      |       | 1.8888        | 1.9577        | 1.5634        |
| Valle de México Centro |      |      |      |      |      |      |       | 2.0504        | 2.1001        | 1.9669        |
| Valle de México Norte  |      |      |      |      |      |      |       | 2.0383        | 1.5547        | 1.2889        |
| Valle de México Sur    |      |      |      |      |      |      |       | 2.0652        | 2.0640        | 1.9739        |
| <b>MEDIA</b>           |      |      |      |      |      |      |       | <b>1.9871</b> | <b>1.9738</b> | <b>1.8489</b> |
| <b>MIN</b>             |      |      |      |      |      |      |       | <b>1.2321</b> | <b>1.3299</b> | <b>1.2889</b> |
| <b>MAX</b>             |      |      |      |      |      |      |       | <b>3.5915</b> | <b>3.9029</b> | <b>4.3015</b> |
| <b>DESV. EST.</b>      |      |      |      |      |      |      |       | <b>0.4718</b> | <b>0.5390</b> | <b>0.6682</b> |
| <b>COEF. VARIACION</b> |      |      |      |      |      |      |       | <b>24%</b>    | <b>27%</b>    | <b>36%</b>    |

**CAMBIO PROMEDIO ENERGÍA PUNTA**

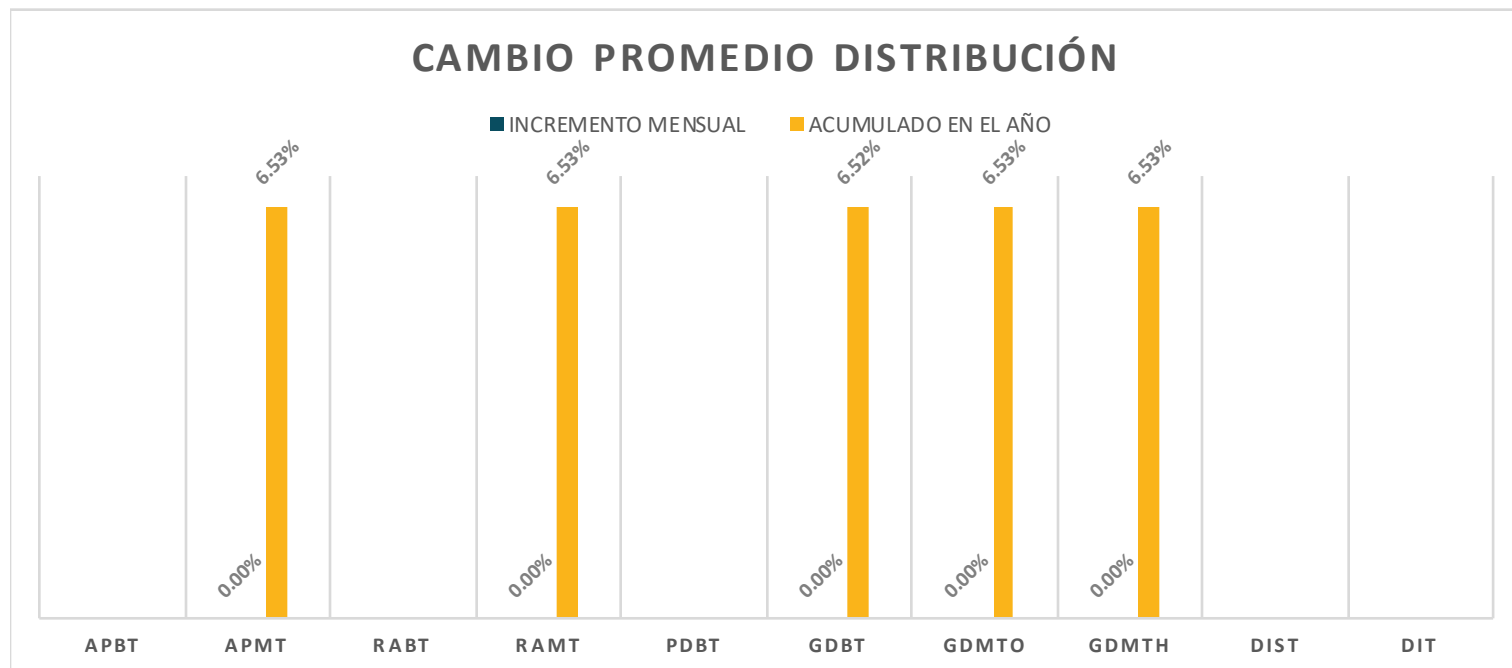
■ INCREMENTO MENSUAL    ■ ACUMULADO EN EL AÑO



Los cargos de las tarifas finales del suministro básico descritos en este apartado, corresponden a la integración de los cargos por Transmisión, Distribución, Operación del CENACE, Operación del Suministrador Básico, Servicios Conexos No MEM, Energía y Capacidad.

**TARIFAS DE LA CFE APLICABLES EN NOVIEMBRE 2022**

| DISTRIBUCION \$/kW     |      |               |      |               |      |               |               |               |      |     |
|------------------------|------|---------------|------|---------------|------|---------------|---------------|---------------|------|-----|
| División               | APBT | APMT          | RABT | RAMT          | PDBT | GDBT          | GDMTO         | GDMTH         | DIST | DIT |
| Baja California        |      | 98.61         |      | 98.61         |      | 211.95        | 98.61         | 98.61         |      |     |
| Baja California Sur    |      | 98.61         |      | 98.61         |      | 211.95        | 98.61         | 98.61         |      |     |
| Bajío                  |      | 107.45        |      | 107.45        |      | 405.39        | 107.45        | 107.45        |      |     |
| Centro Occidente       |      | 170.40        |      | 170.40        |      | 544.97        | 170.40        | 170.40        |      |     |
| Centro Oriente         |      | 163.94        |      | 163.94        |      | 507.18        | 163.94        | 163.94        |      |     |
| Centro Sur             |      | 242.43        |      | 242.43        |      | 572.21        | 242.43        | 242.43        |      |     |
| Golfo Centro           |      | 136.36        |      | 136.36        |      | 412.40        | 136.36        | 136.36        |      |     |
| Golfo Norte            |      | 63.39         |      | 63.39         |      | 300.02        | 63.39         | 63.39         |      |     |
| Jalisco                |      | 175.88        |      | 175.88        |      | 581.69        | 175.88        | 175.88        |      |     |
| Noroeste               |      | 99.49         |      | 99.49         |      | 233.26        | 99.49         | 99.49         |      |     |
| Norte                  |      | 80.02         |      | 80.02         |      | 376.24        | 80.02         | 80.02         |      |     |
| Oriente                |      | 222.09        |      | 222.09        |      | 553.50        | 222.09        | 222.09        |      |     |
| Peninsular             |      | 99.60         |      | 99.60         |      | 324.90        | 99.60         | 99.60         |      |     |
| Sureste                |      | 155.02        |      | 155.02        |      | 482.44        | 155.02        | 155.02        |      |     |
| Valle de México Centro |      | 66.65         |      | 66.65         |      | 266.50        | 66.65         | 66.65         |      |     |
| Valle de México Norte  |      | 94.43         |      | 94.43         |      | 341.11        | 94.43         | 94.43         |      |     |
| Valle de México Sur    |      | 74.00         |      | 74.00         |      | 329.92        | 74.00         | 74.00         |      |     |
| <b>MEDIA</b>           |      | <b>126.37</b> |      | <b>126.37</b> |      | <b>391.51</b> | <b>126.37</b> | <b>126.37</b> |      |     |
| <b>MIN</b>             |      | <b>63.39</b>  |      | <b>63.39</b>  |      | <b>211.95</b> | <b>63.39</b>  | <b>63.39</b>  |      |     |
| <b>MAX</b>             |      | <b>242.43</b> |      | <b>242.43</b> |      | <b>581.69</b> | <b>242.43</b> | <b>242.43</b> |      |     |
| <b>DESV. EST.</b>      |      | <b>53.70</b>  |      | <b>53.70</b>  |      | <b>128.80</b> | <b>53.70</b>  | <b>53.70</b>  |      |     |
| <b>COEF. VARIACION</b> |      | <b>42%</b>    |      | <b>42%</b>    |      | <b>33%</b>    | <b>42%</b>    | <b>42%</b>    |      |     |

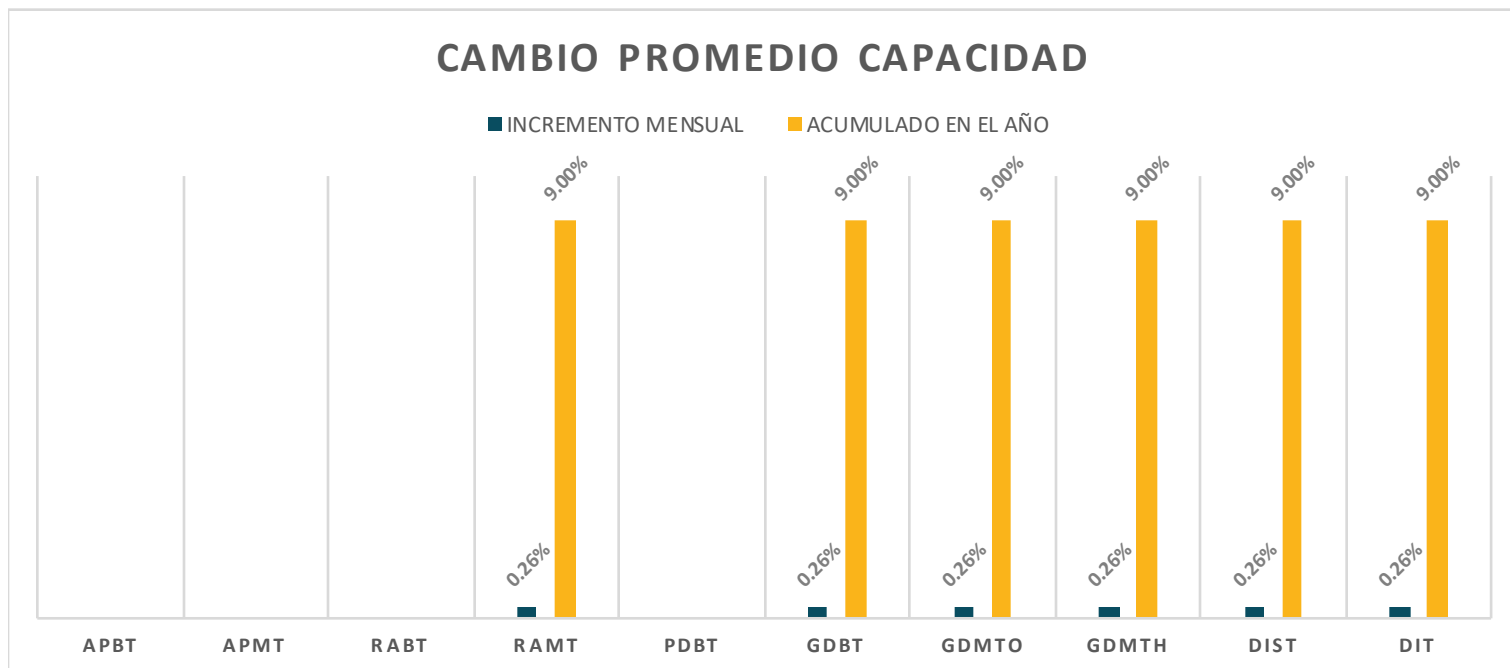
**CAMBIO PROMEDIO DISTRIBUCIÓN**


Los cargos de las tarifas finales del suministro básico descritos en este apartado, corresponden a la integración de los cargos por Transmisión, Distribución, Operación del CENACE, Operación del Suministrador Básico, Servicios Conexos No MEM, Energía y Capacidad.

**TARIFAS DE LA CFE APLICABLES EN NOVIEMBRE 2022**

| División               | CAPACIDAD \$/kW |      |      |        |      |        |        |        |        |        |
|------------------------|-----------------|------|------|--------|------|--------|--------|--------|--------|--------|
|                        | APBT            | APMT | RABT | RAMT   | PDBT | GDBT   | GDMTO  | GDMTH  | DIST   | DIT    |
| Baja California        |                 |      |      | 147.63 |      | 298.24 | 326.54 | 342.78 | 375.53 | 384.71 |
| Baja California Sur    |                 |      |      | 147.63 |      | 253.34 | 251.08 | 245.71 | 274.01 | 318.27 |
| Bajío                  |                 |      |      | 147.63 |      | 291.10 | 323.29 | 375.53 | 384.71 | 384.71 |
| Centro Occidente       |                 |      |      | 147.63 |      | 249.05 | 284.87 | 375.38 | 384.71 | 384.71 |
| Centro Oriente         |                 |      |      | 147.63 |      | 262.01 | 320.58 | 372.05 | 384.71 | 384.71 |
| Centro Sur             |                 |      |      | 147.63 |      | 231.45 | 251.41 | 349.38 | 384.71 | 384.71 |
| Golfo Centro           |                 |      |      | 147.63 |      | 291.10 | 307.40 | 375.53 | 384.71 | 384.71 |
| Golfo Norte            |                 |      |      | 147.63 |      | 255.52 | 326.54 | 384.71 | 384.71 | 384.71 |
| Jalisco                |                 |      |      | 147.63 |      | 233.78 | 298.28 | 375.53 | 384.71 | 375.53 |
| Noroeste               |                 |      |      | 147.63 |      | 298.24 | 326.54 | 375.53 | 384.71 | 375.45 |
| Norte                  |                 |      |      | 147.63 |      | 291.10 | 298.29 | 384.71 | 384.71 | 384.71 |
| Oriente                |                 |      |      | 147.63 |      | 216.25 | 278.73 | 344.70 | 384.71 | 384.71 |
| Peninsular             |                 |      |      | 147.63 |      | 291.10 | 317.28 | 375.53 | 371.46 | 367.30 |
| Sureste                |                 |      |      | 147.63 |      | 237.80 | 247.73 | 330.32 | 375.53 | 333.50 |
| Valle de México Centro |                 |      |      | 147.63 |      | 298.24 | 333.02 | 384.71 | 384.71 | 384.71 |
| Valle de México Norte  |                 |      |      | 147.63 |      | 286.13 | 326.54 | 384.71 | 375.53 | 375.53 |
| Valle de México Sur    |                 |      |      | 147.63 |      | 291.10 | 334.55 | 384.71 | 384.71 | 384.71 |

|                        |               |               |               |               |               |               |
|------------------------|---------------|---------------|---------------|---------------|---------------|---------------|
| <b>MEDIA</b>           | <b>147.63</b> | <b>269.15</b> | <b>303.10</b> | <b>362.44</b> | <b>375.80</b> | <b>375.14</b> |
| <b>MIN</b>             | 147.63        | 216.25        | 247.73        | 245.71        | 274.01        | 318.27        |
| <b>MAX</b>             | 147.63        | 298.24        | 334.55        | 384.71        | 384.71        | 384.71        |
| <b>DESV. EST.</b>      | 0.00          | 28.04         | 30.03         | 34.57         | 26.61         | 19.43         |
| <b>COEF. VARIACION</b> | <b>0%</b>     | <b>10%</b>    | <b>10%</b>    | <b>10%</b>    | <b>7%</b>     | <b>5%</b>     |

**CAMBIO PROMEDIO CAPACIDAD**


Los cargos de las tarifas finales del suministro básico descritos en este apartado, corresponden a la integración de los cargos por Transmisión, Distribución, Operación del CENACE, Operación del Suministrador Básico, Servicios Conexos No MEM, Energía y Capacidad.