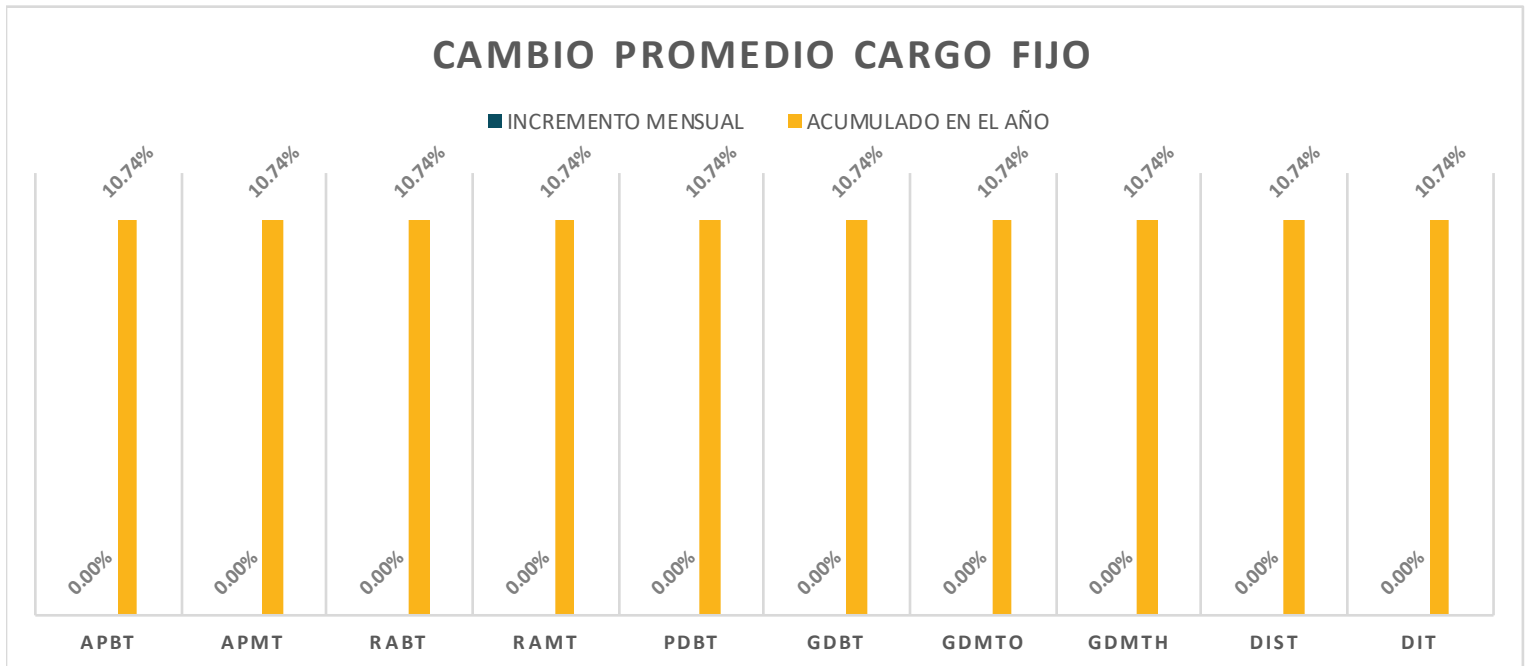


TARIFAS DE LA CFE APLICABLES EN NOVIEMBRE 2023

| CARGO FIJO | | | | | | | | | | |
|------------------------|-------|--------|-------|--------|-------|--------|--------|--------|----------|----------|
| División | APBT | APMT | RABT | RAMT | PDBT | GDBT | GDMTO | GDMTH | DIST | DIT |
| Baja California | 59.85 | 598.55 | 59.85 | 598.55 | 59.85 | 598.55 | 598.55 | 598.55 | 1,795.65 | 1,795.65 |
| Baja California Sur | 59.85 | 598.55 | 59.85 | 598.55 | 59.85 | 598.55 | 598.55 | 598.55 | 1,795.65 | 1,795.65 |
| Bajío | 30.50 | 304.99 | 30.50 | 304.99 | 30.50 | 304.99 | 304.99 | 304.99 | 914.96 | 914.96 |
| Centro Occidente | 30.94 | 309.40 | 30.94 | 309.40 | 30.94 | 309.40 | 309.40 | 309.40 | 928.21 | 928.21 |
| Centro Oriente | 32.95 | 329.51 | 32.95 | 329.51 | 32.95 | 329.51 | 329.51 | 329.51 | 988.53 | 988.53 |
| Centro Sur | 30.31 | 303.12 | 30.31 | 303.12 | 30.31 | 303.12 | 303.12 | 303.12 | 909.35 | 909.35 |
| Golfo Centro | 41.69 | 416.94 | 41.69 | 416.94 | 41.69 | 416.94 | 416.94 | 416.94 | 1,250.82 | 1,250.82 |
| Golfo Norte | 44.19 | 441.89 | 44.19 | 441.89 | 44.19 | 441.89 | 441.89 | 441.89 | 1,325.67 | 1,325.67 |
| Jalisco | 36.30 | 362.98 | 36.30 | 362.98 | 36.30 | 362.98 | 362.98 | 362.98 | 1,088.93 | 1,088.93 |
| Noroeste | 55.69 | 556.85 | 55.69 | 556.85 | 55.69 | 556.85 | 556.85 | 556.85 | 1,670.56 | 1,670.56 |
| Norte | 88.10 | 881.01 | 88.10 | 881.01 | 88.10 | 881.01 | 881.01 | 881.01 | 2,643.02 | 2,643.02 |
| Oriente | 40.29 | 402.93 | 40.29 | 402.93 | 40.29 | 402.93 | 402.93 | 402.93 | 1,208.79 | 1,208.79 |
| Peninsular | 40.26 | 402.60 | 40.26 | 402.60 | 40.26 | 402.60 | 402.60 | 402.60 | 1,207.80 | 1,207.80 |
| Sureste | 40.91 | 409.06 | 40.91 | 409.06 | 40.91 | 409.06 | 409.06 | 409.06 | 1,227.18 | 1,227.18 |
| Valle de México Centro | 58.25 | 582.50 | 58.25 | 582.50 | 58.25 | 582.50 | 582.50 | 582.50 | 1,747.49 | 1,747.49 |
| Valle de México Norte | 62.82 | 628.21 | 62.82 | 628.21 | 62.82 | 628.21 | 628.21 | 628.21 | 1,884.62 | 1,884.62 |
| Valle de México Sur | 83.39 | 833.91 | 83.39 | 833.91 | 83.39 | 833.91 | 833.91 | 833.91 | 2,501.72 | 2,501.72 |

| | | | | | | | | | | |
|------------------------|--------------|---------------|--------------|---------------|--------------|---------------|---------------|---------------|-----------------|-----------------|
| MEDIA | 49.19 | 491.94 | 49.19 | 491.94 | 49.19 | 491.94 | 491.94 | 491.94 | 1,475.82 | 1,475.82 |
| MIN | 30.31 | 303.12 | 30.31 | 303.12 | 30.31 | 303.12 | 303.12 | 303.12 | 909.35 | 909.35 |
| MAX | 88.10 | 881.01 | 88.10 | 881.01 | 88.10 | 881.01 | 881.01 | 881.01 | 2,643.02 | 2,643.02 |
| DESV. EST. | 17.68 | 176.75 | 17.68 | 176.75 | 17.68 | 176.75 | 176.75 | 176.75 | 530.26 | 530.26 |
| COEF. VARIACION | 36% | 36% | 36% | 36% | 36% | 36% | 36% | 36% | 36% | 36% |

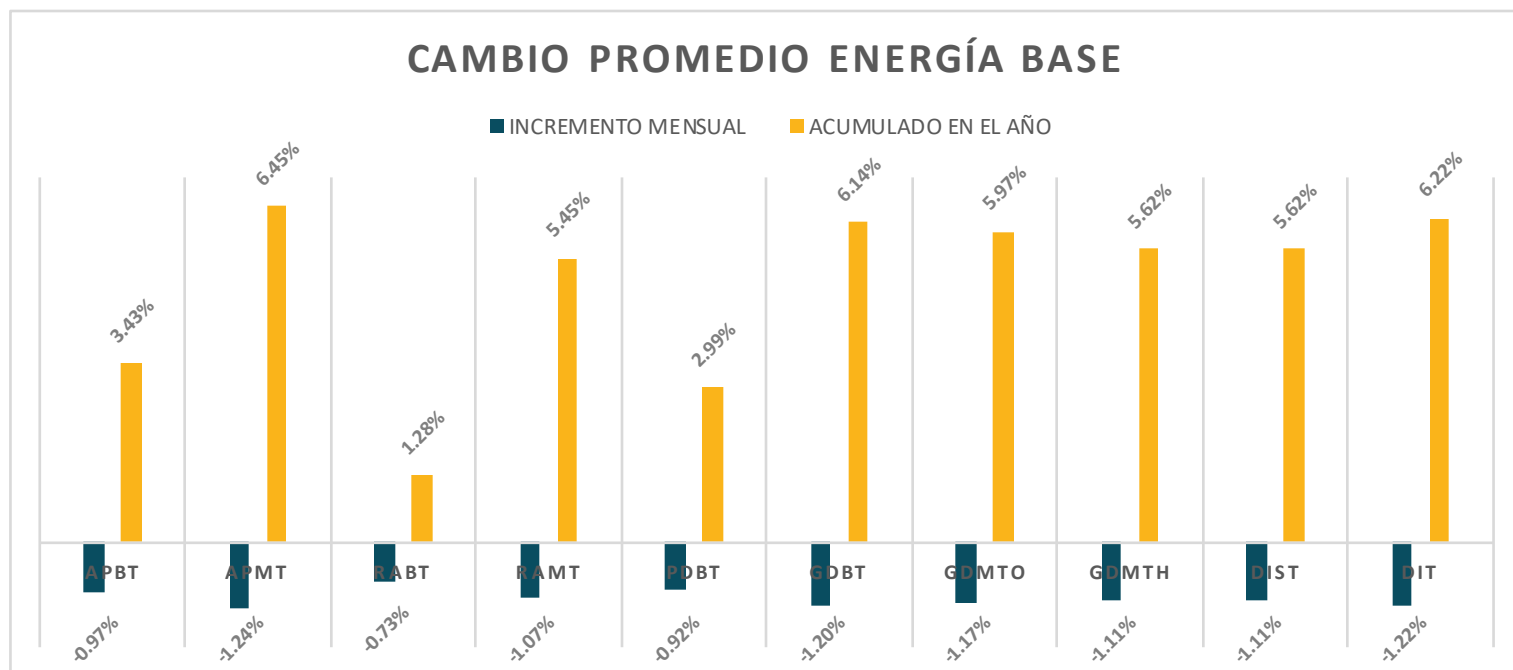


Los cargos de las tarifas finales del suministro básico descritos en este apartado, corresponden a la integración de los cargos por Transmisión, Distribución, Operación del CENACE, Operación del Suministrador Básico, Servicios Conexos No MEM, Energía y Capacidad.

TARIFAS DE LA CFE APLICABLES EN NOVIEMBRE 2023

| ENERGÍA BASE \$/kWh | | | | | | | | | | |
|------------------------|--------|--------|--------|--------|--------|--------|--------|--------|--------|--------|
| División | APBT | APMT | RABT | RAMT | PDBT | GDBT | GDMTO | GDMTH | DIST | DIT |
| Baja California | 2.8567 | 1.8323 | 2.0457 | 0.8003 | 2.5727 | 0.8693 | 0.7203 | 0.6166 | 0.6563 | 0.6307 |
| Baja California Sur | 5.1867 | 3.0323 | 2.3107 | 1.0333 | 4.0137 | 3.0903 | 2.3843 | 2.1384 | 2.3146 | 2.5776 |
| Bajío | 4.2158 | 2.5743 | 2.5408 | 0.9333 | 3.9168 | 1.8853 | 1.5663 | 1.0711 | 1.1124 | 0.8832 |
| Centro Occidente | 4.2312 | 2.5643 | 2.7822 | 0.9313 | 3.8452 | 1.4763 | 1.4203 | 1.0688 | 1.0728 | 0.9222 |
| Centro Oriente | 4.3989 | 2.5653 | 2.7659 | 0.9303 | 3.7539 | 1.7163 | 1.5463 | 1.0661 | 1.0563 | 0.9729 |
| Centro Sur | 4.8346 | 2.1063 | 2.9936 | 0.9363 | 3.8046 | 1.5703 | 1.2873 | 0.9795 | 1.1013 | 1.0395 |
| Golfo Centro | 4.0956 | 2.4753 | 2.6616 | 0.9213 | 4.0416 | 1.6983 | 1.3793 | 1.0152 | 1.0427 | 0.9936 |
| Golfo Norte | 3.8188 | 2.3263 | 2.3758 | 0.8973 | 3.6118 | 1.4083 | 1.2873 | 1.0367 | 1.0115 | 0.8278 |
| Jalisco | 4.6319 | 2.5693 | 2.9559 | 0.9343 | 4.4769 | 1.5233 | 1.4393 | 1.0292 | 1.0935 | 0.8984 |
| Noroeste | 3.6027 | 2.3973 | 2.2547 | 0.8923 | 3.4237 | 1.5523 | 1.3243 | 0.9838 | 1.0111 | 0.8012 |
| Norte | 4.2920 | 2.4543 | 2.8340 | 0.9103 | 3.7360 | 1.6193 | 1.2623 | 1.0370 | 0.9861 | 0.8907 |
| Oriente | 4.4285 | 2.5423 | 2.8575 | 0.9263 | 3.8745 | 1.3713 | 1.3473 | 0.9421 | 1.0097 | 0.9972 |
| Peninsular | 4.3488 | 2.7033 | 2.6088 | 0.9683 | 4.0798 | 2.1293 | 1.7683 | 1.2548 | 1.1408 | 1.0269 |
| Sureste | 4.2927 | 2.6383 | 2.6877 | 0.9383 | 3.8937 | 1.5203 | 1.2993 | 1.0259 | 1.0601 | 0.8273 |
| Valle de México Centro | 4.1479 | 2.5333 | 2.2879 | 0.9293 | 3.7699 | 2.0513 | 1.6233 | 1.1256 | 1.1460 | 1.0474 |
| Valle de México Norte | 4.9129 | 2.4393 | 2.6349 | 0.9283 | 3.7999 | 2.1783 | 1.5873 | 1.1226 | 0.8381 | 0.6727 |
| Valle de México Sur | 5.0199 | 2.5483 | 2.6399 | 0.9313 | 3.8209 | 2.2853 | 1.6383 | 1.1339 | 1.1333 | 1.0515 |

| | | | | | | | | | | |
|------------------------|---------------|---------------|---------------|---------------|---------------|---------------|---------------|---------------|---------------|---------------|
| MEDIA | 4.3127 | 2.4884 | 2.6022 | 0.9260 | 3.7903 | 1.7615 | 1.4636 | 1.0969 | 1.1051 | 1.0036 |
| MIN | 2.8567 | 1.8323 | 2.0457 | 0.8003 | 2.5727 | 0.8693 | 0.7203 | 0.6166 | 0.6563 | 0.6307 |
| MAX | 5.1867 | 3.0323 | 2.9936 | 1.0333 | 4.4769 | 3.0903 | 2.3843 | 2.1384 | 2.3146 | 2.5776 |
| DESV. EST. | 0.5579 | 0.2517 | 0.2668 | 0.0446 | 0.3840 | 0.4889 | 0.3311 | 0.2979 | 0.3345 | 0.4243 |
| COEF. VARIACION | 13% | 10% | 10% | 5% | 10% | 28% | 23% | 27% | 30% | 42% |

CAMBIO PROMEDIO ENERGÍA BASE


Los cargos de las tarifas finales del suministro básico descritos en este apartado, corresponden a la integración de los cargos por Transmisión, Distribución, Operación del CENACE, Operación del Suministrador Básico, Servicios Conexos No MEM, Energía y Capacidad.

TARIFAS DE LA CFE APLICABLES EN NOVIEMBRE 2023

| ENERGÍA INTERMEDIA \$/kWh | | | | | | | | | | |
|---------------------------|------|------|------|------|------|------|-------|---------------|---------------|---------------|
| División | APBT | APMT | RABT | RAMT | PDBT | GDBT | GDMTO | GDMTH | DIST | DIT |
| Baja California | | | | | | | | 0.9638 | 1.0356 | 1.0692 |
| Baja California Sur | | | | | | | | 2.7182 | 2.9467 | 3.2275 |
| Bajío | | | | | | | | 1.9111 | 1.8257 | 1.6408 |
| Centro Occidente | | | | | | | | 1.9138 | 1.7619 | 1.6428 |
| Centro Oriente | | | | | | | | 1.9147 | 1.8035 | 1.6665 |
| Centro Sur | | | | | | | | 1.7381 | 1.8237 | 1.7868 |
| Golfo Centro | | | | | | | | 1.7246 | 1.6817 | 1.7668 |
| Golfo Norte | | | | | | | | 1.6154 | 1.5929 | 1.4507 |
| Jalisco | | | | | | | | 1.8457 | 1.8044 | 1.6467 |
| Noroeste | | | | | | | | 1.5836 | 1.5262 | 1.3406 |
| Norte | | | | | | | | 1.6556 | 1.5897 | 1.4855 |
| Oriente | | | | | | | | 1.6651 | 1.7710 | 1.6835 |
| Peninsular | | | | | | | | 2.1202 | 1.9545 | 1.8354 |
| Sureste | | | | | | | | 1.7891 | 1.8007 | 1.5055 |
| Valle de México Centro | | | | | | | | 1.8661 | 1.9744 | 1.8867 |
| Valle de México Norte | | | | | | | | 1.8530 | 1.4642 | 1.2320 |
| Valle de México Sur | | | | | | | | 1.8770 | 1.8691 | 1.8825 |
| MEDIA | | | | | | | | 1.8091 | 1.7780 | 1.6911 |
| MIN | | | | | | | | 0.9638 | 1.0356 | 1.0692 |
| MAX | | | | | | | | 2.7182 | 2.9467 | 3.2275 |
| DESV. EST. | | | | | | | | 0.3379 | 0.3744 | 0.4564 |
| COEF. VARIACION | | | | | | | | 19% | 21% | 27% |

CAMBIO PROMEDIO ENERGÍA INTERMEDIA

■ INCREMENTO MENSUAL ■ ACUMULADO EN EL AÑO



Los cargos de las tarifas finales del suministro básico descritos en este apartado, corresponden a la integración de los cargos por Transmisión, Distribución, Operación del CENACE, Operación del Suministrador Básico, Servicios Conexos No MEM, Energía y Capacidad.

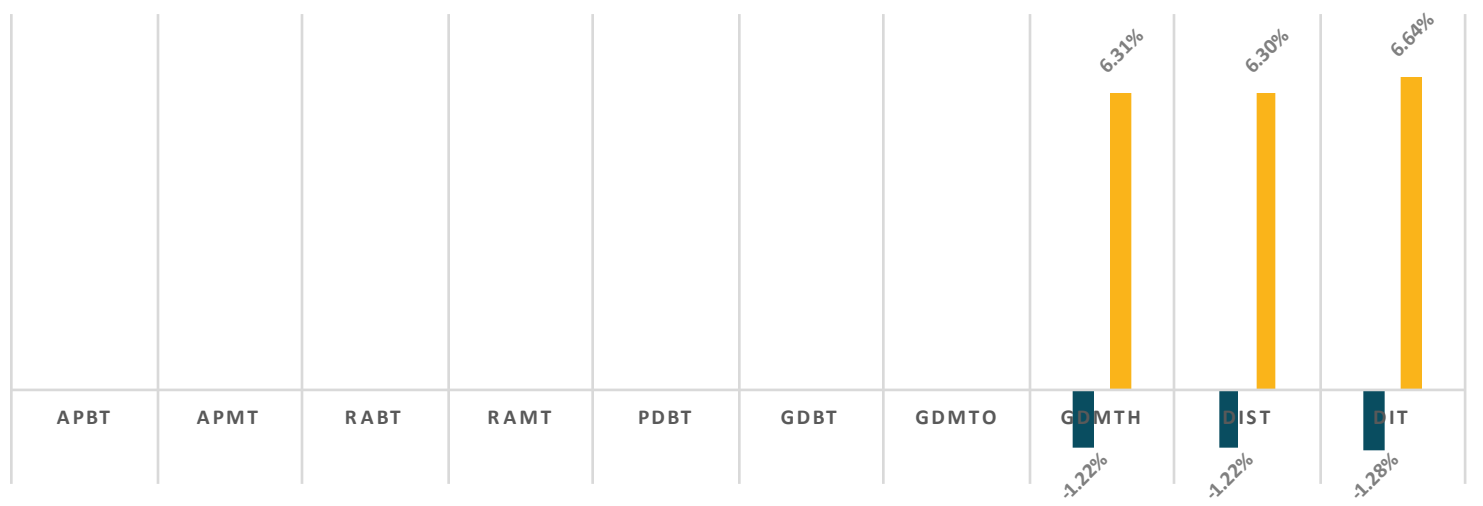
TARIFAS DE LA CFE APLICABLES EN NOVIEMBRE 2023

| División | ENERGÍA PUNTA \$/kWh | | | | | | | | | |
|------------------------|----------------------|------|------|------|------|------|-------|--------|--------|--------|
| | APBT | APMT | RABT | RAMT | PDBT | GDBT | GDMTO | GDMTH | DIST | DIT |
| Baja California | | | | | | | | 1.3048 | 1.4096 | 1.4970 |
| Baja California Sur | | | | | | | | 3.8309 | 4.1643 | 4.5980 |
| Bajío | | | | | | | | 2.1789 | 2.1677 | 1.8148 |
| Centro Occidente | | | | | | | | 2.1568 | 2.0762 | 1.8440 |
| Centro Oriente | | | | | | | | 2.1625 | 2.0355 | 1.9715 |
| Centro Sur | | | | | | | | 1.9688 | 2.1325 | 2.0970 |
| Golfo Centro | | | | | | | | 2.0003 | 1.8993 | 1.9269 |
| Golfo Norte | | | | | | | | 1.7540 | 1.7297 | 1.5239 |
| Jalisco | | | | | | | | 2.0782 | 2.1341 | 1.8711 |
| Noroeste | | | | | | | | 1.7566 | 1.7794 | 1.4805 |
| Norte | | | | | | | | 1.9393 | 1.8652 | 1.7069 |
| Oriente | | | | | | | | 1.8718 | 1.9922 | 1.9819 |
| Peninsular | | | | | | | | 2.3671 | 2.1346 | 1.9701 |
| Sureste | | | | | | | | 2.0079 | 2.0817 | 1.6665 |
| Valle de México Centro | | | | | | | | 2.1809 | 2.2342 | 2.0986 |
| Valle de México Norte | | | | | | | | 2.1680 | 1.6502 | 1.3726 |
| Valle de México Sur | | | | | | | | 2.1968 | 2.1956 | 2.1061 |

| | | | |
|------------------------|---------------|---------------|---------------|
| MEDIA | 2.1132 | 2.0989 | 1.9722 |
| MIN | 1.3048 | 1.4096 | 1.3726 |
| MAX | 3.8309 | 4.1643 | 4.5980 |
| DESV. EST. | 0.5051 | 0.5770 | 0.7154 |
| COEF. VARIACION | 24% | 27% | 36% |

CAMBIO PROMEDIO ENERGÍA PUNTA

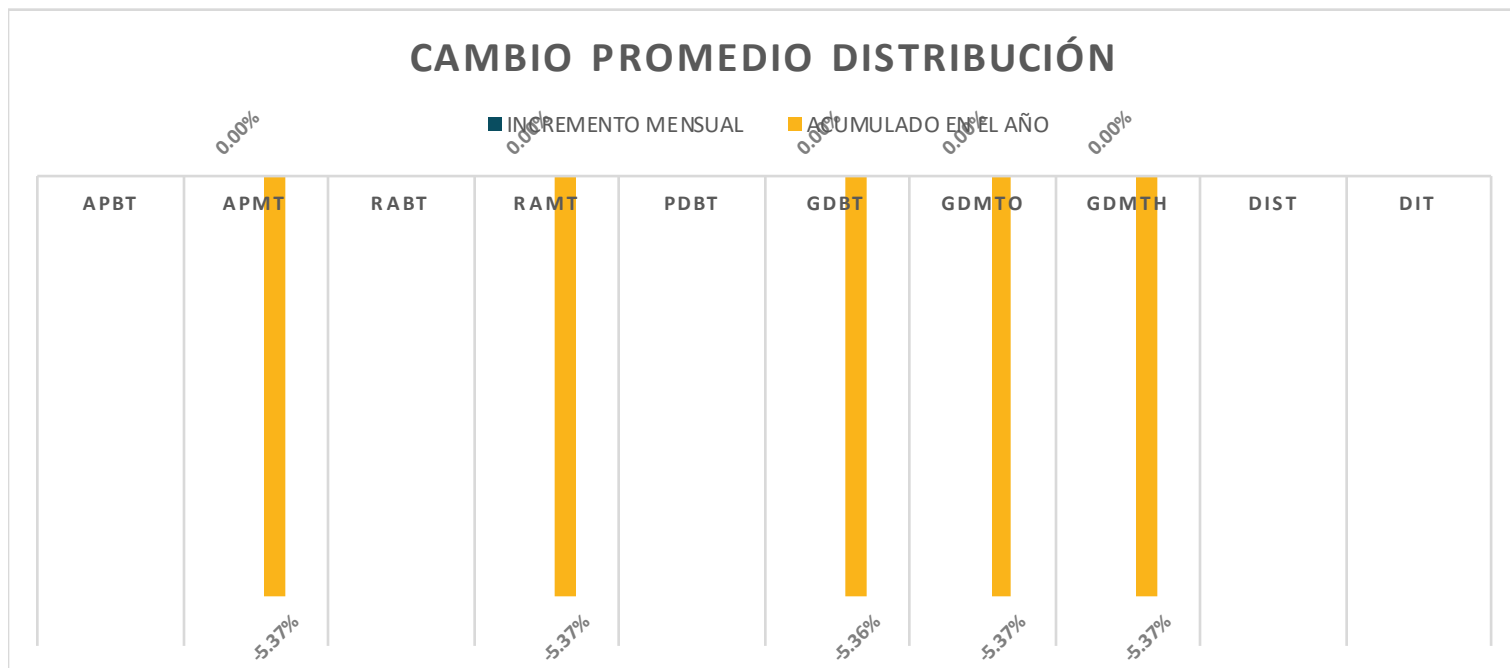
■ INCREMENTO MENSUAL ■ ACUMULADO EN EL AÑO



Los cargos de las tarifas finales del suministro básico descritos en este apartado, corresponden a la integración de los cargos por Transmisión, Distribución, Operación del CENACE, Operación del Suministrador Básico, Servicios Conexos No MEM, Energía y Capacidad.

TARIFAS DE LA CFE APLICABLES EN NOVIEMBRE 2023

| DISTRIBUCION \$/kW | | | | | | | | | | |
|------------------------|------|---------------|------|---------------|------|---------------|---------------|---------------|------|-----|
| División | APBT | APMT | RABT | RAMT | PDBT | GDBT | GDMTO | GDMTH | DIST | DIT |
| Baja California | | 93.17 | | 93.17 | | 200.25 | 93.17 | 93.17 | | |
| Baja California Sur | | 93.17 | | 93.17 | | 200.25 | 93.17 | 93.17 | | |
| Bajío | | 101.35 | | 101.35 | | 383.44 | 101.35 | 101.35 | | |
| Centro Occidente | | 160.81 | | 160.81 | | 514.28 | 160.81 | 160.81 | | |
| Centro Oriente | | 154.72 | | 154.72 | | 478.65 | 154.72 | 154.72 | | |
| Centro Sur | | 228.72 | | 228.72 | | 539.90 | 228.72 | 228.72 | | |
| Golfo Centro | | 128.80 | | 128.80 | | 389.46 | 128.80 | 128.80 | | |
| Golfo Norte | | 59.81 | | 59.81 | | 283.03 | 59.81 | 59.81 | | |
| Jalisco | | 165.93 | | 165.93 | | 548.68 | 165.93 | 165.93 | | |
| Noroeste | | 93.96 | | 93.96 | | 220.50 | 93.96 | 93.96 | | |
| Norte | | 75.53 | | 75.53 | | 354.59 | 75.53 | 75.53 | | |
| Oriente | | 209.99 | | 209.99 | | 522.37 | 209.99 | 209.99 | | |
| Peninsular | | 93.92 | | 93.92 | | 306.82 | 93.92 | 93.92 | | |
| Sureste | | 146.44 | | 146.44 | | 455.99 | 146.44 | 146.44 | | |
| Valle de México Centro | | 63.69 | | 63.69 | | 254.71 | 63.69 | 63.69 | | |
| Valle de México Norte | | 90.51 | | 90.51 | | 326.96 | 90.51 | 90.51 | | |
| Valle de México Sur | | 70.70 | | 70.70 | | 315.16 | 70.70 | 70.70 | | |
| MEDIA | | 119.48 | | 119.48 | | 370.30 | 119.48 | 119.48 | | |
| MIN | | 59.81 | | 59.81 | | 200.25 | 59.81 | 59.81 | | |
| MAX | | 228.72 | | 228.72 | | 548.68 | 228.72 | 228.72 | | |
| DESV. EST. | | 50.55 | | 50.55 | | 121.07 | 50.55 | 50.55 | | |
| COEF. VARIACION | | 42% | | 42% | | 33% | 42% | 42% | | |

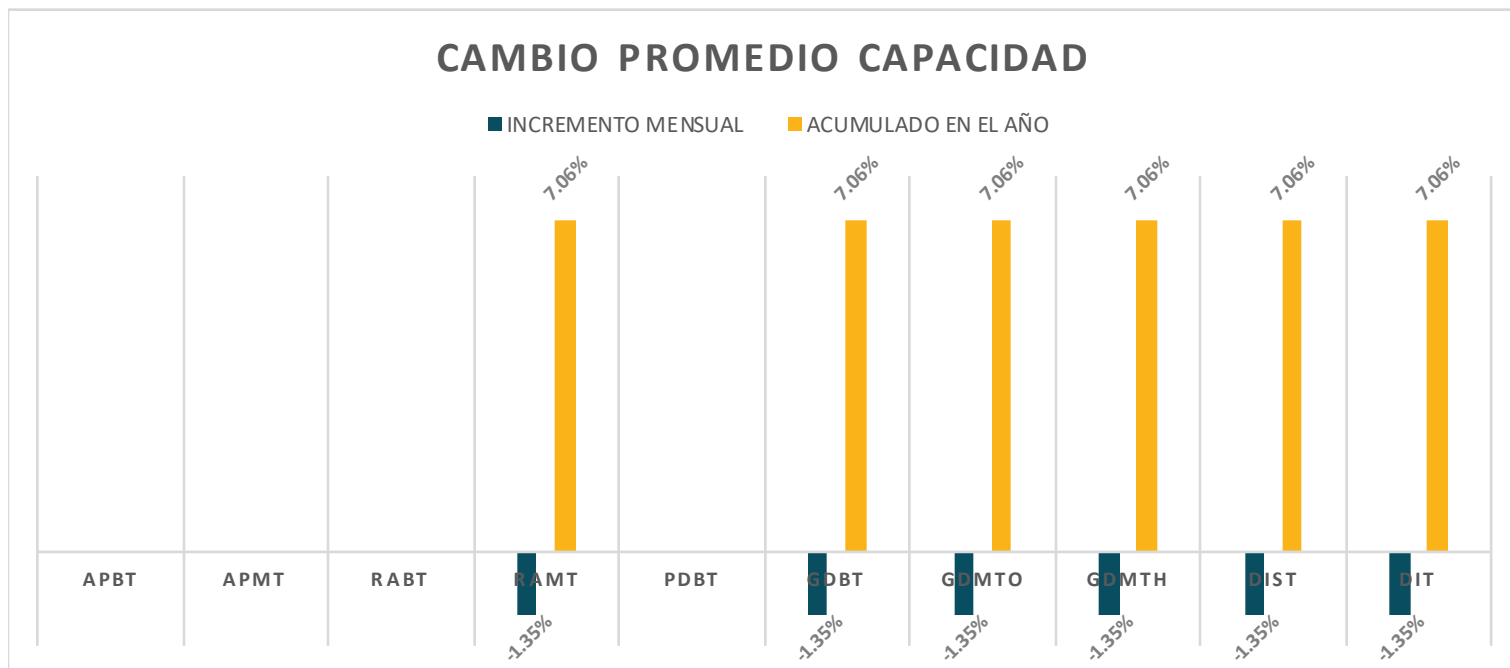
CAMBIO PROMEDIO DISTRIBUCIÓN


Los cargos de las tarifas finales del suministro básico descritos en este apartado, corresponden a la integración de los cargos por Transmisión, Distribución, Operación del CENACE, Operación del Suministrador Básico, Servicios Conexos No MEM, Energía y Capacidad.

TARIFAS DE LA CFE APLICABLES EN NOVIEMBRE 2023

| División | CAPACIDAD \$/kW | | | | | | | | | |
|------------------------|-----------------|------|------|--------|------|--------|--------|--------|--------|--------|
| | APBT | APMT | RABT | RAMT | PDBT | GDBT | GDMTO | GDMTH | DIST | DIT |
| Baja California | | | | 158.06 | | 319.30 | 349.61 | 366.99 | 402.06 | 411.88 |
| Baja California Sur | | | | 158.06 | | 271.23 | 268.81 | 263.07 | 293.36 | 340.75 |
| Bajío | | | | 158.06 | | 311.67 | 346.12 | 402.06 | 411.88 | 411.88 |
| Centro Occidente | | | | 158.06 | | 266.64 | 305.00 | 401.90 | 411.88 | 411.88 |
| Centro Oriente | | | | 158.06 | | 280.52 | 343.23 | 398.33 | 411.88 | 411.88 |
| Centro Sur | | | | 158.06 | | 247.80 | 269.17 | 374.06 | 411.88 | 411.88 |
| Golfo Centro | | | | 158.06 | | 311.67 | 329.11 | 402.06 | 411.88 | 411.88 |
| Golfo Norte | | | | 158.06 | | 273.57 | 349.61 | 411.88 | 411.88 | 411.88 |
| Jalisco | | | | 158.06 | | 250.30 | 319.35 | 402.06 | 411.88 | 402.06 |
| Noroeste | | | | 158.06 | | 319.30 | 349.61 | 402.06 | 411.88 | 401.97 |
| Norte | | | | 158.06 | | 311.67 | 319.36 | 411.88 | 411.88 | 411.88 |
| Oriente | | | | 158.06 | | 231.53 | 298.42 | 369.05 | 411.88 | 411.88 |
| Peninsular | | | | 158.06 | | 311.67 | 339.70 | 402.06 | 397.69 | 393.24 |
| Sureste | | | | 158.06 | | 254.59 | 265.23 | 353.65 | 402.06 | 357.05 |
| Valle de México Centro | | | | 158.06 | | 319.30 | 356.54 | 411.88 | 411.88 | 411.88 |
| Valle de México Norte | | | | 158.06 | | 306.34 | 349.61 | 411.88 | 402.06 | 402.06 |
| Valle de México Sur | | | | 158.06 | | 311.67 | 358.18 | 411.88 | 411.88 | 411.88 |

| | | | | | | |
|------------------------|---------------|---------------|---------------|---------------|---------------|---------------|
| MEDIA | 158.06 | 288.16 | 324.51 | 388.04 | 402.34 | 401.64 |
| MIN | 158.06 | 231.53 | 265.23 | 263.07 | 293.36 | 340.75 |
| MAX | 158.06 | 319.30 | 358.18 | 411.88 | 411.88 | 411.88 |
| DESV. EST. | 0.00 | 30.02 | 32.15 | 37.02 | 28.49 | 20.80 |
| COEF. VARIACION | 0% | 10% | 10% | 10% | 7% | 5% |

CAMBIO PROMEDIO CAPACIDAD


Los cargos de las tarifas finales del suministro básico descritos en este apartado, corresponden a la integración de los cargos por Transmisión, Distribución, Operación del CENACE, Operación del Suministrador Básico, Servicios Conexos No MEM, Energía y Capacidad.