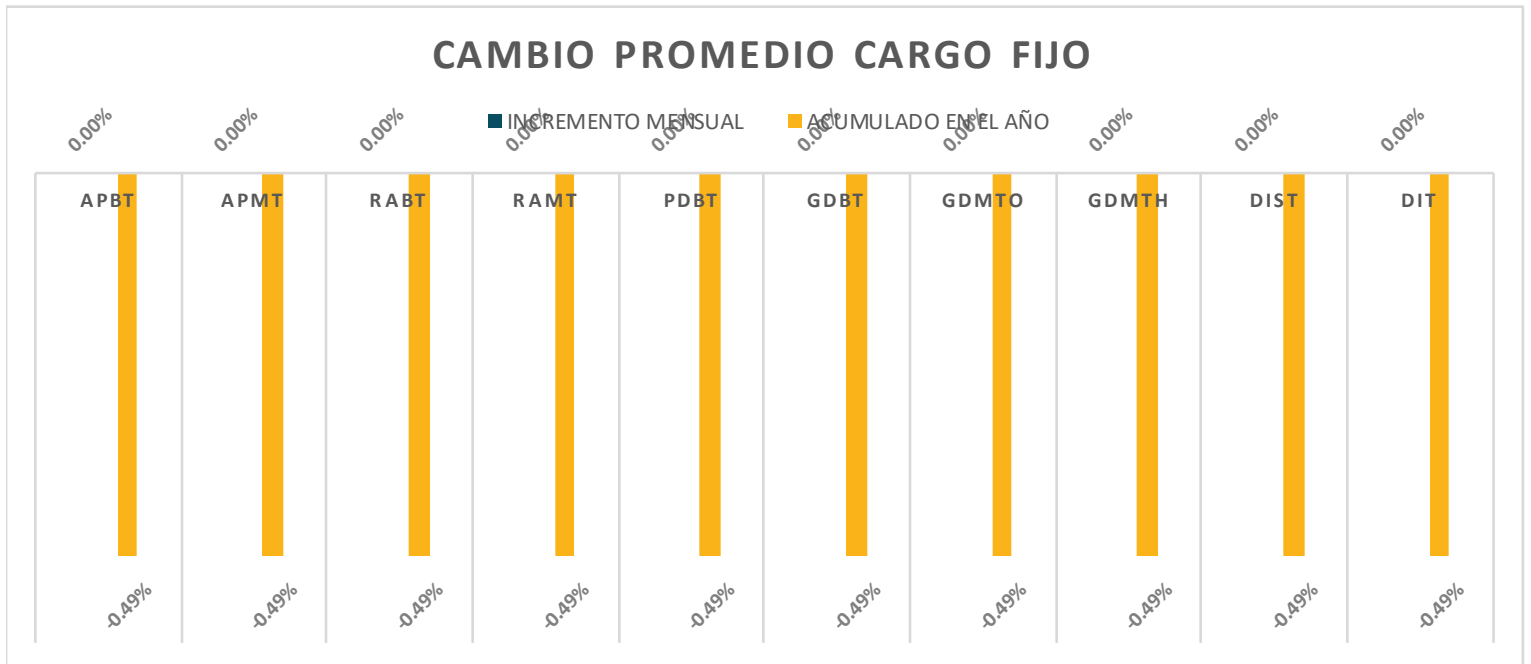


TARIFAS DE LA CFE APLICABLES EN SEPTIEMBRE 2024

| CARGO FIJO | | | | | | | | | | |
|------------------------|-------|--------|-------|--------|-------|--------|--------|--------|----------|----------|
| División | APBT | APMT | RABT | RAMT | PDBT | GDBT | GDMTO | GDMTH | DIST | DIT |
| Baja California | 63.16 | 631.59 | 63.16 | 631.59 | 63.16 | 631.59 | 631.59 | 631.59 | 1,894.77 | 1,894.77 |
| Baja California Sur | 63.16 | 631.59 | 63.16 | 631.59 | 63.16 | 631.59 | 631.59 | 631.59 | 1,894.77 | 1,894.77 |
| Bajío | 36.26 | 362.60 | 36.26 | 362.60 | 36.26 | 362.60 | 362.60 | 362.60 | 1,087.79 | 1,087.79 |
| Centro Occidente | 26.74 | 267.40 | 26.74 | 267.40 | 26.74 | 267.40 | 267.40 | 267.40 | 802.19 | 802.19 |
| Centro Oriente | 36.00 | 360.01 | 36.00 | 360.01 | 36.00 | 360.01 | 360.01 | 360.01 | 1,080.04 | 1,080.04 |
| Centro Sur | 33.60 | 336.00 | 33.60 | 336.00 | 33.60 | 336.00 | 336.00 | 336.00 | 1,008.00 | 1,008.00 |
| Golfo Centro | 39.86 | 398.58 | 39.86 | 398.58 | 39.86 | 398.58 | 398.58 | 398.58 | 1,195.73 | 1,195.73 |
| Golfo Norte | 58.97 | 589.72 | 58.97 | 589.72 | 58.97 | 589.72 | 589.72 | 589.72 | 1,769.16 | 1,769.16 |
| Jalisco | 37.77 | 377.74 | 37.77 | 377.74 | 37.77 | 377.74 | 377.74 | 377.74 | 1,133.22 | 1,133.22 |
| Noroeste | 57.35 | 573.51 | 57.35 | 573.51 | 57.35 | 573.51 | 573.51 | 573.51 | 1,720.53 | 1,720.53 |
| Norte | 63.79 | 637.94 | 63.79 | 637.94 | 63.79 | 637.94 | 637.94 | 637.94 | 1,913.81 | 1,913.81 |
| Oriente | 49.16 | 491.57 | 49.16 | 491.57 | 49.16 | 491.57 | 491.57 | 491.57 | 1,474.72 | 1,474.72 |
| Peninsular | 44.19 | 441.87 | 44.19 | 441.87 | 44.19 | 441.87 | 441.87 | 441.87 | 1,325.60 | 1,325.60 |
| Sureste | 36.36 | 363.59 | 36.36 | 363.59 | 36.36 | 363.59 | 363.59 | 363.59 | 1,090.77 | 1,090.77 |
| Valle de México Centro | 49.80 | 497.98 | 49.80 | 497.98 | 49.80 | 497.98 | 497.98 | 497.98 | 1,493.94 | 1,493.94 |
| Valle de México Norte | 56.86 | 568.65 | 56.86 | 568.65 | 56.86 | 568.65 | 568.65 | 568.65 | 1,705.94 | 1,705.94 |
| Valle de México Sur | 41.79 | 417.95 | 41.79 | 417.95 | 41.79 | 417.95 | 417.95 | 417.95 | 1,253.85 | 1,253.85 |

| | | | | | | | | | | |
|------------------------|--------------|---------------|--------------|---------------|--------------|---------------|---------------|---------------|-----------------|-----------------|
| MEDIA | 46.75 | 467.55 | 46.75 | 467.55 | 46.75 | 467.55 | 467.55 | 467.55 | 1,402.64 | 1,402.64 |
| MIN | 26.74 | 267.40 | 26.74 | 267.40 | 26.74 | 267.40 | 267.40 | 267.40 | 802.19 | 802.19 |
| MAX | 63.79 | 637.94 | 63.79 | 637.94 | 63.79 | 637.94 | 637.94 | 637.94 | 1,913.81 | 1,913.81 |
| DESV. EST. | 11.92 | 119.22 | 11.92 | 119.22 | 11.92 | 119.22 | 119.22 | 119.22 | 357.67 | 357.67 |
| COEF. VARIACION | 25% | 25% | 25% | 25% | 25% | 25% | 25% | 25% | 25% | 25% |



Los cargos de las tarifas finales del suministro básico descritos en este apartado, corresponden a la integración de los cargos por Transmisión, Distribución, Operación del CENACE, Operación del Suministrador Básico, Servicios Conexos No MEM, Energía y Capacidad.

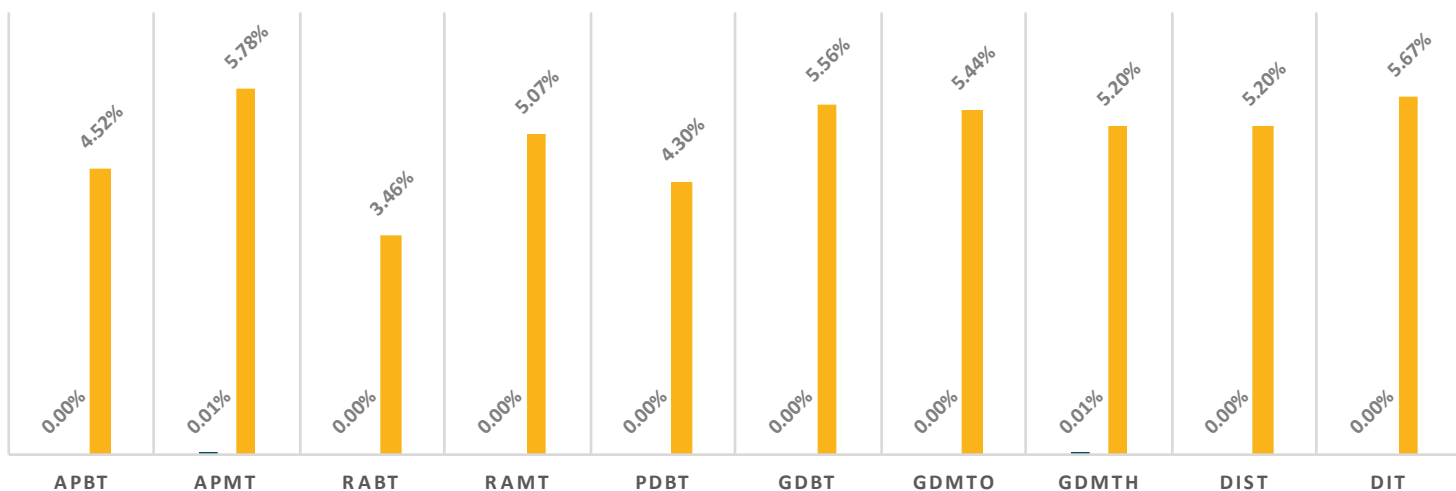
TARIFAS DE LA CFE APLICABLES EN SEPTIEMBRE 2024

| ENERGÍA BASE \$/kWh | | | | | | | | | | |
|------------------------|--------|--------|--------|--------|--------|--------|--------|--------|--------|--------|
| División | APBT | APMT | RABT | RAMT | PDBT | GDBT | GDMTO | GDMTH | DIST | DIT |
| Baja California | 2.9661 | 1.9226 | 2.1111 | 0.8346 | 2.6671 | 0.9066 | 0.7496 | 0.6409 | 0.6827 | 0.6605 |
| Baja California Sur | 5.4221 | 3.1856 | 2.3911 | 1.0796 | 4.1861 | 3.2476 | 2.5046 | 2.2446 | 2.4302 | 2.7121 |
| Bajío | 4.3846 | 2.7046 | 2.6216 | 0.9746 | 4.0696 | 1.9776 | 1.6416 | 1.1199 | 1.1634 | 0.9266 |
| Centro Occidente | 4.3849 | 2.6926 | 2.8579 | 0.9726 | 3.9789 | 1.5466 | 1.4876 | 1.1175 | 1.1216 | 0.9676 |
| Centro Oriente | 4.5659 | 2.6956 | 2.8449 | 0.9716 | 3.8869 | 1.7996 | 1.6206 | 1.1147 | 1.1043 | 1.0211 |
| Centro Sur | 5.0173 | 2.2096 | 3.0773 | 0.9786 | 3.9333 | 1.6456 | 1.3476 | 1.0233 | 1.1518 | 1.0913 |
| Golfo Centro | 4.2495 | 2.5996 | 2.7375 | 0.9616 | 4.1925 | 1.7806 | 1.4446 | 1.0610 | 1.0900 | 1.0430 |
| Golfo Norte | 3.9730 | 2.4436 | 2.4530 | 0.9366 | 3.7550 | 1.4756 | 1.3476 | 1.0836 | 1.0570 | 0.8682 |
| Jalisco | 4.8021 | 2.6986 | 3.0361 | 0.9756 | 4.6391 | 1.5966 | 1.5086 | 1.0757 | 1.1435 | 0.9426 |
| Noroeste | 3.7481 | 2.5176 | 2.3271 | 0.9306 | 3.5601 | 1.6276 | 1.3866 | 1.0279 | 1.0567 | 0.8402 |
| Norte | 4.4470 | 2.5776 | 2.9110 | 0.9496 | 3.8610 | 1.6976 | 1.3216 | 1.0840 | 1.0303 | 0.9345 |
| Oriente | 4.5921 | 2.6706 | 2.9361 | 0.9666 | 4.0071 | 1.4356 | 1.4106 | 0.9840 | 1.0552 | 1.0467 |
| Peninsular | 4.5361 | 2.8406 | 2.7011 | 1.0116 | 4.2511 | 2.2346 | 1.8546 | 1.3135 | 1.1934 | 1.0780 |
| Sureste | 4.4564 | 2.7706 | 2.7664 | 0.9806 | 4.0364 | 1.5926 | 1.3606 | 1.0723 | 1.1083 | 0.8677 |
| Valle de México Centro | 4.3219 | 2.6606 | 2.3619 | 0.9706 | 3.9239 | 2.1526 | 1.7026 | 1.1774 | 1.1988 | 1.0996 |
| Valle de México Norte | 5.1136 | 2.5616 | 2.7136 | 0.9696 | 3.9416 | 2.2866 | 1.6636 | 1.1742 | 0.8744 | 0.7048 |
| Valle de México Sur | 5.2302 | 2.6776 | 2.7242 | 0.9726 | 3.9672 | 2.3996 | 1.7176 | 1.1860 | 1.1855 | 1.1040 |

| | | | | | | | | | | |
|------------------------|---------------|---------------|---------------|---------------|---------------|---------------|---------------|---------------|---------------|---------------|
| MEDIA | 4.4830 | 2.6135 | 2.6807 | 0.9669 | 3.9328 | 1.8472 | 1.5335 | 1.1471 | 1.1557 | 1.0534 |
| MIN | 2.9661 | 1.9226 | 2.1111 | 0.8346 | 2.6671 | 0.9066 | 0.7496 | 0.6409 | 0.6827 | 0.6605 |
| MAX | 5.4221 | 3.1856 | 3.0773 | 1.0796 | 4.6391 | 3.2476 | 2.5046 | 2.2446 | 2.4302 | 2.7121 |
| DESV. EST. | 0.5836 | 0.2651 | 0.2698 | 0.0470 | 0.3992 | 0.5153 | 0.3492 | 0.3139 | 0.3524 | 0.4472 |
| COEF. VARIACION | 13% | 10% | 10% | 5% | 10% | 28% | 23% | 27% | 30% | 42% |

CAMBIO PROMEDIO ENERGÍA BASE

■ INCREMENTO MENSUAL ■ ACUMULADO EN EL AÑO



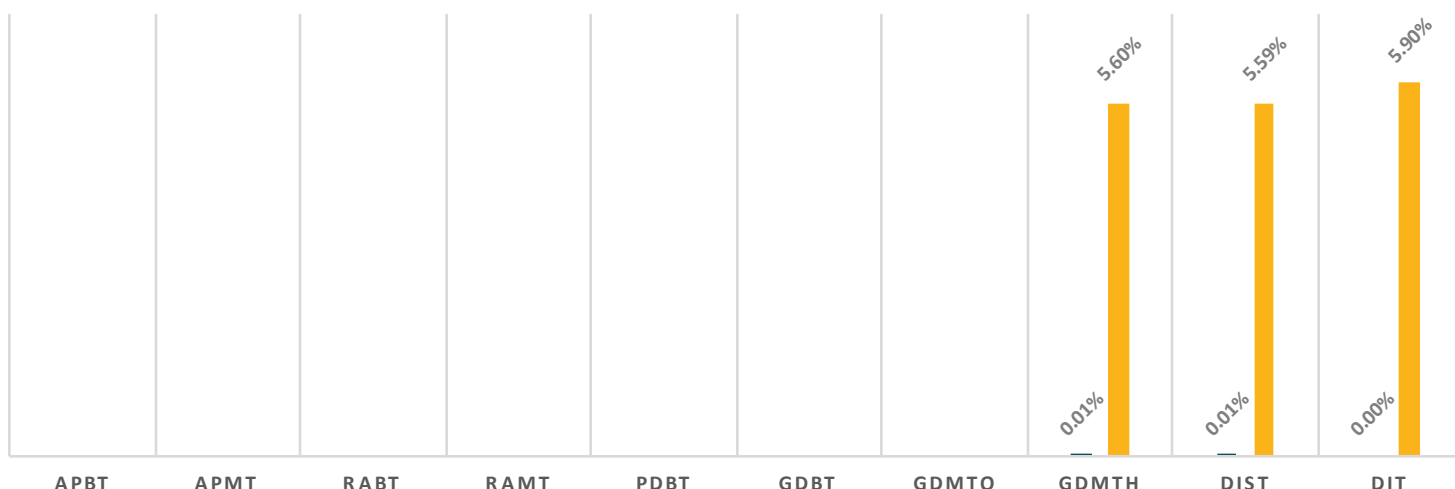
Los cargos de las tarifas finales del suministro básico descritos en este apartado, corresponden a la integración de los cargos por Transmisión, Distribución, Operación del CENACE, Operación del Suministrador Básico, Servicios Conexos No MEM, Energía y Capacidad.

TARIFAS DE LA CFE APLICABLES EN SEPTIEMBRE 2024

| División | ENERGÍA INTERMEDIA \$/kWh | | | | | | | | | |
|------------------------|---------------------------|------|------|------|------|------|-------|---------------|---------------|---------------|
| | APBT | APMT | RABT | RAMT | PDBT | GDBT | GDMTO | GDMTH | DIST | DIT |
| Baja California | | | | | | | | 1.0068 | 1.0825 | 1.1226 |
| Baja California Sur | | | | | | | | 2.8556 | 3.0964 | 3.3969 |
| Bajío | | | | | | | | 2.0051 | 1.9151 | 1.7249 |
| Centro Occidente | | | | | | | | 2.0079 | 1.8479 | 1.7270 |
| Centro Oriente | | | | | | | | 2.0088 | 1.8917 | 1.7520 |
| Centro Sur | | | | | | | | 1.8228 | 1.9130 | 1.8788 |
| Golfo Centro | | | | | | | | 1.8085 | 1.7633 | 1.8577 |
| Golfo Norte | | | | | | | | 1.6935 | 1.6697 | 1.5246 |
| Jalisco | | | | | | | | 1.9362 | 1.8927 | 1.7311 |
| Noroeste | | | | | | | | 1.6599 | 1.5995 | 1.4086 |
| Norte | | | | | | | | 1.7358 | 1.6663 | 1.5613 |
| Oriente | | | | | | | | 1.7458 | 1.8575 | 1.7699 |
| Peninsular | | | | | | | | 2.2254 | 2.0508 | 1.9300 |
| Sureste | | | | | | | | 1.8765 | 1.8887 | 1.5824 |
| Valle de México Centro | | | | | | | | 1.9576 | 2.0717 | 1.9840 |
| Valle de México Norte | | | | | | | | 1.9439 | 1.5342 | 1.2941 |
| Valle de México Sur | | | | | | | | 1.9691 | 1.9608 | 1.9797 |
| MEDIA | | | | | | | | 1.8976 | 1.8648 | 1.7780 |
| MIN | | | | | | | | 1.0068 | 1.0825 | 1.1226 |
| MAX | | | | | | | | 2.8556 | 3.0964 | 3.3969 |
| DESV. EST. | | | | | | | | 0.3561 | 0.3945 | 0.4810 |
| COEF. VARIACION | | | | | | | | 19% | 21% | 27% |

CAMBIO PROMEDIO ENERGÍA INTERMEDIA

■ INCREMENTO MENSUAL ■ ACUMULADO EN EL AÑO



Los cargos de las tarifas finales del suministro básico descritos en este apartado, corresponden a la integración de los cargos por Transmisión, Distribución, Operación del CENACE, Operación del Suministrador Básico, Servicios Conexos No MEM, Energía y Capacidad.

TARIFAS DE LA CFE APLICABLES EN SEPTIEMBRE 2024

| División | ENERGÍA PUNTA \$/kWh | | | | | | | | | |
|------------------------|----------------------|------|------|------|------|------|-------|---------------|---------------|---------------|
| | APBT | APMT | RABT | RAMT | PDBT | GDBT | GDMTO | GDMTH | DIST | DIT |
| Baja California | | | | | | | | 1.3662 | 1.4766 | 1.5735 |
| Baja California Sur | | | | | | | | 4.0281 | 4.3795 | 4.8412 |
| Bajío | | | | | | | | 2.2873 | 2.2755 | 1.9083 |
| Centro Occidente | | | | | | | | 2.2640 | 2.1791 | 1.9390 |
| Centro Oriente | | | | | | | | 2.2700 | 2.1361 | 2.0735 |
| Centro Sur | | | | | | | | 2.0659 | 2.2384 | 2.2056 |
| Golfo Centro | | | | | | | | 2.0990 | 1.9927 | 2.0264 |
| Golfo Norte | | | | | | | | 1.8396 | 1.8140 | 1.6018 |
| Jalisco | | | | | | | | 2.1811 | 2.2401 | 1.9676 |
| Noroeste | | | | | | | | 1.8422 | 1.8663 | 1.5560 |
| Norte | | | | | | | | 2.0348 | 1.9567 | 1.7946 |
| Oriente | | | | | | | | 1.9637 | 2.0906 | 2.0844 |
| Peninsular | | | | | | | | 2.4856 | 2.2406 | 2.0720 |
| Sureste | | | | | | | | 2.1071 | 2.1849 | 1.7520 |
| Valle de México Centro | | | | | | | | 2.2894 | 2.3455 | 2.2073 |
| Valle de México Norte | | | | | | | | 2.2758 | 1.7302 | 1.4423 |
| Valle de México Sur | | | | | | | | 2.3062 | 2.3048 | 2.2152 |
| MEDIA | | | | | | | | 2.2180 | 2.2030 | 2.0742 |
| MIN | | | | | | | | 1.3662 | 1.4766 | 1.4423 |
| MAX | | | | | | | | 4.0281 | 4.3795 | 4.8412 |
| DESV. EST. | | | | | | | | 0.5323 | 0.6081 | 0.7539 |
| COEF. VARIACION | | | | | | | | 24% | 28% | 36% |

CAMBIO PROMEDIO ENERGÍA PUNTA

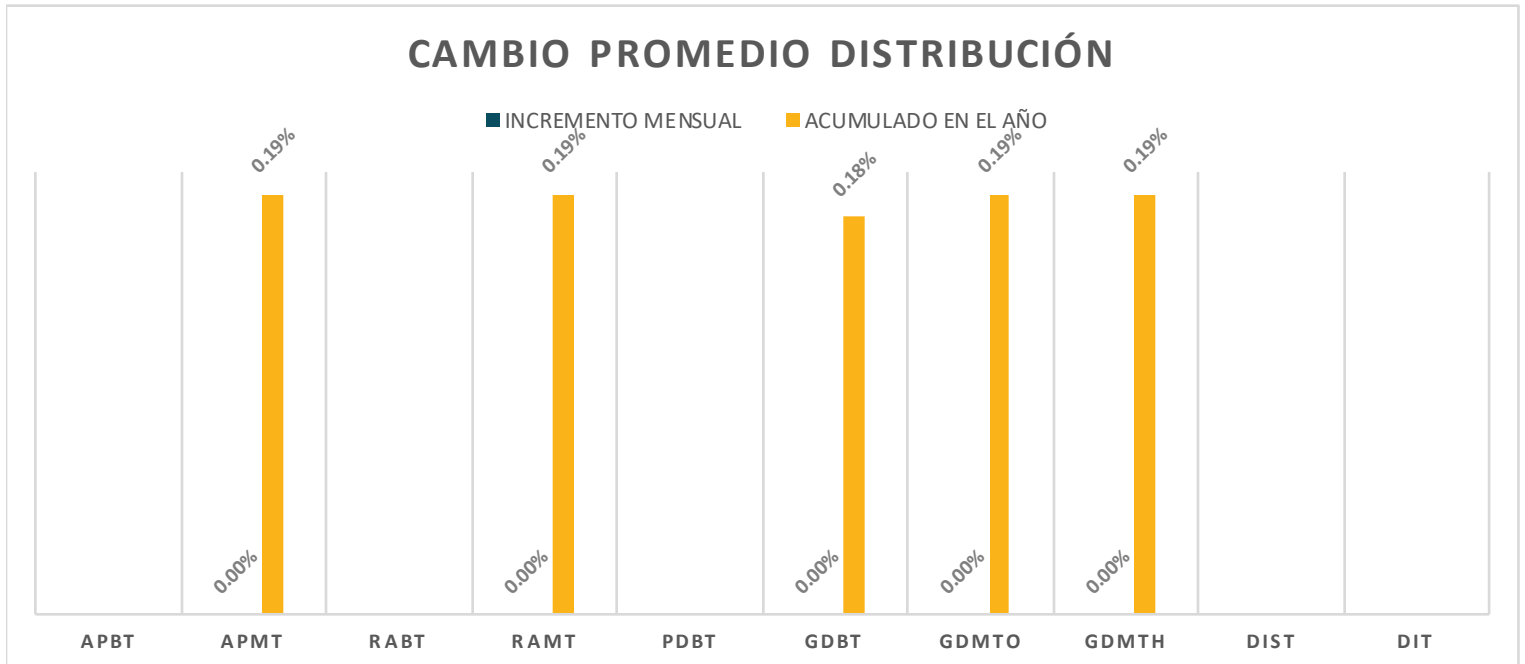
■ INCREMENTO MENSUAL ■ ACUMULADO EN EL AÑO



Los cargos de las tarifas finales del suministro básico descritos en este apartado, corresponden a la integración de los cargos por Transmisión, Distribución, Operación del CENACE, Operación del Suministrador Básico, Servicios Conexos No MEM, Energía y Capacidad.

TARIFAS DE LA CFE APLICABLES EN SEPTIEMBRE 2024

| DISTRIBUCION \$/kW | | | | | | | | | | |
|------------------------|------|---------------|------|---------------|------|---------------|---------------|---------------|------|-----|
| División | APBT | APMT | RABT | RAMT | PDBT | GDBT | GDMTO | GDMTH | DIST | DIT |
| Baja California | | 93.44 | | 93.44 | | 200.84 | 93.44 | 93.44 | | |
| Baja California Sur | | 93.44 | | 93.44 | | 200.84 | 93.44 | 93.44 | | |
| Bajío | | 101.75 | | 101.75 | | 383.90 | 101.75 | 101.75 | | |
| Centro Occidente | | 161.46 | | 161.46 | | 516.38 | 161.46 | 161.46 | | |
| Centro Oriente | | 155.26 | | 155.26 | | 480.33 | 155.26 | 155.26 | | |
| Centro Sur | | 229.58 | | 229.58 | | 541.87 | 229.58 | 229.58 | | |
| Golfo Centro | | 129.27 | | 129.27 | | 390.96 | 129.27 | 129.27 | | |
| Golfo Norte | | 60.03 | | 60.03 | | 284.12 | 60.03 | 60.03 | | |
| Jalisco | | 166.57 | | 166.57 | | 550.90 | 166.57 | 166.57 | | |
| Noroeste | | 94.27 | | 94.27 | | 221.03 | 94.27 | 94.27 | | |
| Norte | | 75.79 | | 75.79 | | 356.34 | 75.79 | 75.79 | | |
| Oriente | | 210.41 | | 210.41 | | 524.38 | 210.41 | 210.41 | | |
| Peninsular | | 95.44 | | 95.44 | | 311.33 | 95.44 | 95.44 | | |
| Sureste | | 147.01 | | 147.01 | | 457.52 | 147.01 | 147.01 | | |
| Valle de México Centro | | 63.15 | | 63.15 | | 252.49 | 63.15 | 63.15 | | |
| Valle de México Norte | | 89.49 | | 89.49 | | 323.28 | 89.49 | 89.49 | | |
| Valle de México Sur | | 70.09 | | 70.09 | | 312.47 | 70.09 | 70.09 | | |
| MEDIA | | 119.79 | | 119.79 | | 371.12 | 119.79 | 119.79 | | |
| MIN | | 60.03 | | 60.03 | | 200.84 | 60.03 | 60.03 | | |
| MAX | | 229.58 | | 229.58 | | 550.90 | 229.58 | 229.58 | | |
| DESV. EST. | | 50.83 | | 50.83 | | 121.89 | 50.83 | 50.83 | | |
| COEF. VARIACION | | 42% | | 42% | | 33% | 42% | 42% | | |

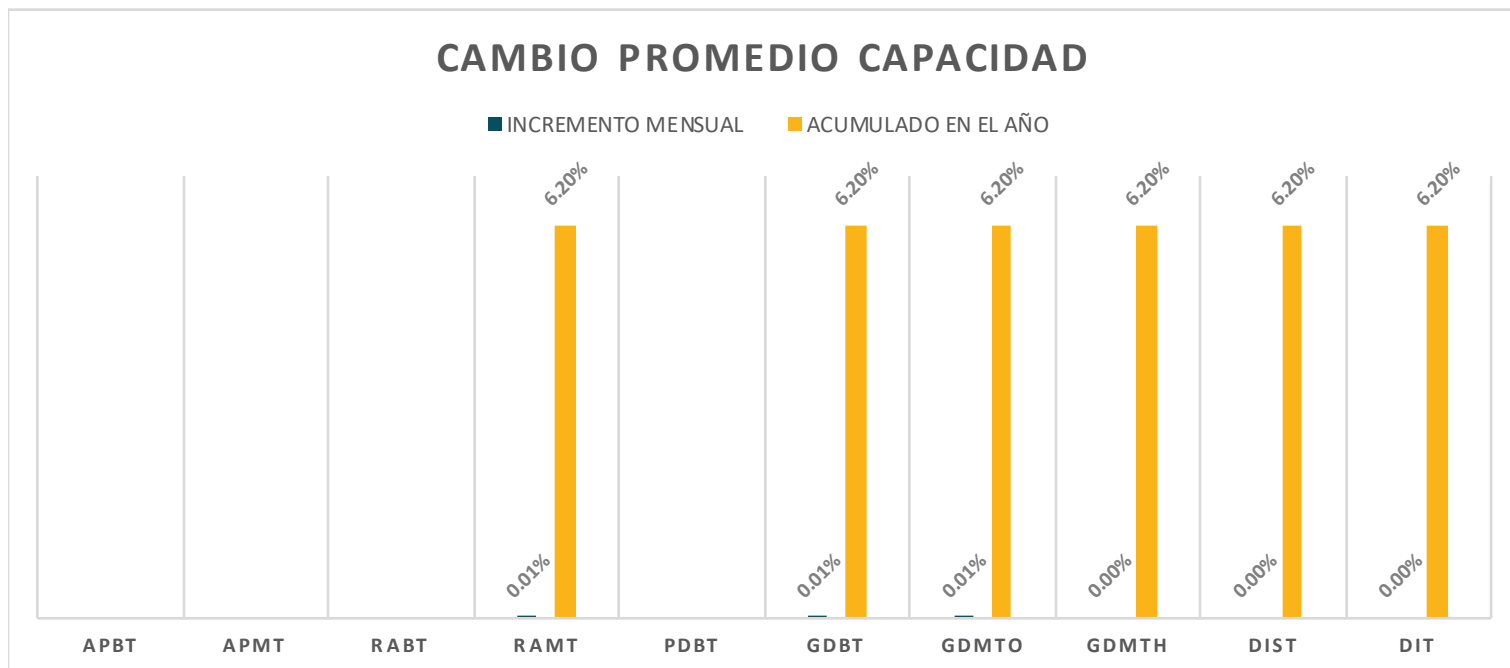


Los cargos de las tarifas finales del suministro básico descritos en este apartado, corresponden a la integración de los cargos por Transmisión, Distribución, Operación del CENACE, Operación del Suministrador Básico, Servicios Conexos No MEM, Energía y Capacidad.

TARIFAS DE LA CFE APLICABLES EN SEPTIEMBRE 2024

| División | CAPACIDAD \$/kW | | | | | | | | | |
|------------------------|-----------------|------|------|--------|------|--------|--------|--------|--------|--------|
| | APBT | APMT | RABT | RAMT | PDBT | GDBT | GDMTO | GDMTH | DIST | DIT |
| Baja California | | | | 166.56 | | 336.48 | 368.41 | 386.73 | 423.69 | 434.04 |
| Baja California Sur | | | | 166.56 | | 285.82 | 283.28 | 277.22 | 309.14 | 359.08 |
| Bajío | | | | 166.56 | | 328.43 | 364.74 | 423.69 | 434.04 | 434.04 |
| Centro Occidente | | | | 166.56 | | 280.98 | 321.40 | 423.52 | 434.04 | 434.04 |
| Centro Oriente | | | | 166.56 | | 295.61 | 361.69 | 419.76 | 434.04 | 434.04 |
| Centro Sur | | | | 166.56 | | 261.13 | 283.65 | 394.18 | 434.04 | 434.04 |
| Golfo Centro | | | | 166.56 | | 328.43 | 346.81 | 423.69 | 434.04 | 434.04 |
| Golfo Norte | | | | 166.56 | | 288.28 | 368.41 | 434.04 | 434.04 | 434.04 |
| Jalisco | | | | 166.56 | | 263.76 | 336.53 | 423.69 | 434.04 | 423.69 |
| Noroeste | | | | 166.56 | | 336.48 | 368.41 | 423.69 | 434.04 | 423.59 |
| Norte | | | | 166.56 | | 328.43 | 336.53 | 434.04 | 434.04 | 434.04 |
| Oriente | | | | 166.56 | | 243.98 | 314.47 | 388.90 | 434.04 | 434.04 |
| Peninsular | | | | 166.56 | | 328.43 | 357.97 | 423.69 | 419.09 | 414.40 |
| Sureste | | | | 166.56 | | 268.29 | 279.49 | 372.68 | 423.69 | 376.26 |
| Valle de México Centro | | | | 166.56 | | 336.48 | 375.72 | 434.04 | 434.04 | 434.04 |
| Valle de México Norte | | | | 166.56 | | 322.82 | 368.41 | 434.04 | 423.69 | 423.69 |
| Valle de México Sur | | | | 166.56 | | 328.43 | 377.44 | 434.04 | 434.04 | 434.04 |

| | | | | | | |
|------------------------|---------------|---------------|---------------|---------------|---------------|---------------|
| MEDIA | 166.56 | 303.66 | 341.96 | 408.92 | 423.99 | 423.24 |
| MIN | 166.56 | 243.98 | 279.49 | 277.22 | 309.14 | 359.08 |
| MAX | 166.56 | 336.48 | 377.44 | 434.04 | 434.04 | 434.04 |
| DESV. EST. | 0.00 | 31.64 | 33.88 | 39.01 | 30.03 | 21.92 |
| COEF. VARIACION | 0% | 10% | 10% | 10% | 7% | 5% |

CAMBIO PROMEDIO CAPACIDAD


Los cargos de las tarifas finales del suministro básico descritos en este apartado, corresponden a la integración de los cargos por Transmisión, Distribución, Operación del CENACE, Operación del Suministrador Básico, Servicios Conexos No MEM, Energía y Capacidad.