

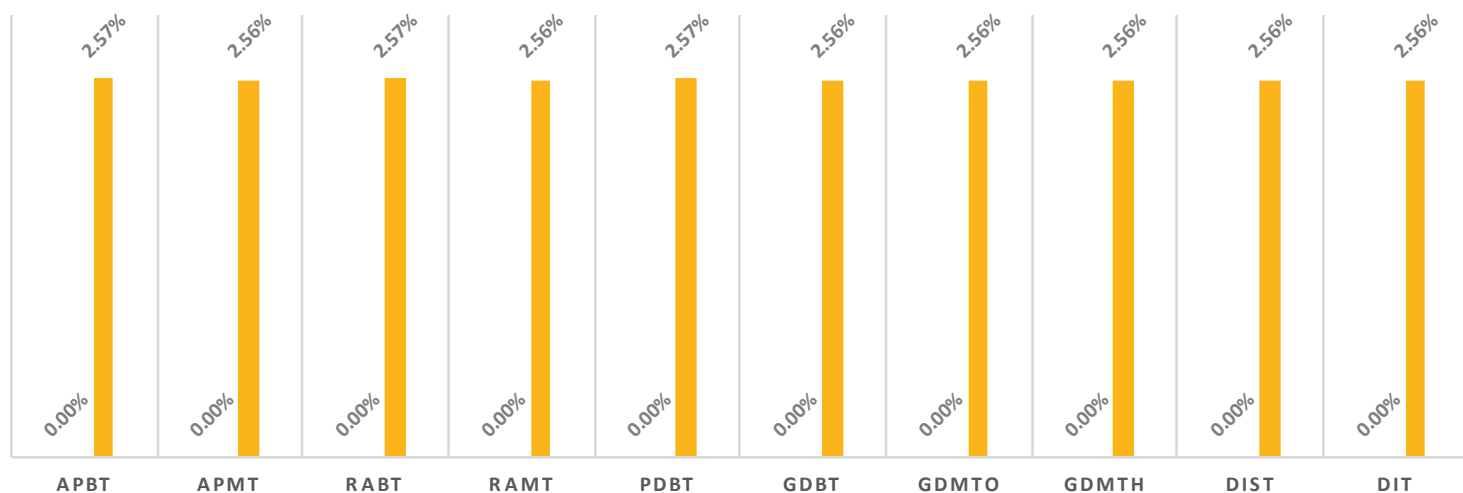
TARIFAS DE LA CFE APLICABLES EN MAYO 2025

| CARGO FIJO | | | | | | | | | | |
|------------------------|-------|--------|-------|--------|-------|--------|--------|--------|----------|----------|
| División | APBT | APMT | RABT | RAMT | PDBT | GDBT | GDMTO | GDMTH | DIST | DIT |
| Baja California | 78.29 | 782.90 | 78.29 | 782.90 | 78.29 | 782.90 | 782.90 | 782.90 | 2,348.70 | 2,348.70 |
| Baja California Sur | 78.29 | 782.90 | 78.29 | 782.90 | 78.29 | 782.90 | 782.90 | 782.90 | 2,348.70 | 2,348.70 |
| Bajío | 36.89 | 368.95 | 36.89 | 368.95 | 36.89 | 368.95 | 368.95 | 368.95 | 1,106.85 | 1,106.85 |
| Centro Occidente | 24.53 | 245.25 | 24.53 | 245.25 | 24.53 | 245.25 | 245.25 | 245.25 | 735.76 | 735.76 |
| Centro Oriente | 30.81 | 308.10 | 30.81 | 308.10 | 30.81 | 308.10 | 308.10 | 308.10 | 924.29 | 924.29 |
| Centro Sur | 28.97 | 289.74 | 28.97 | 289.74 | 28.97 | 289.74 | 289.74 | 289.74 | 869.22 | 869.22 |
| Golfo Centro | 34.40 | 343.99 | 34.40 | 343.99 | 34.40 | 343.99 | 343.99 | 343.99 | 1,031.98 | 1,031.98 |
| Golfo Norte | 55.18 | 551.77 | 55.18 | 551.77 | 55.18 | 551.77 | 551.77 | 551.77 | 1,655.31 | 1,655.31 |
| Jalisco | 37.24 | 372.38 | 37.24 | 372.38 | 37.24 | 372.38 | 372.38 | 372.38 | 1,117.15 | 1,117.15 |
| Noroeste | 77.77 | 777.67 | 77.77 | 777.67 | 77.77 | 777.67 | 777.67 | 777.67 | 2,333.01 | 2,333.01 |
| Norte | 72.64 | 726.37 | 72.64 | 726.37 | 72.64 | 726.37 | 726.37 | 726.37 | 2,179.12 | 2,179.12 |
| Oriente | 47.45 | 474.54 | 47.45 | 474.54 | 47.45 | 474.54 | 474.54 | 474.54 | 1,423.62 | 1,423.62 |
| Peninsular | 42.16 | 421.57 | 42.16 | 421.57 | 42.16 | 421.57 | 421.57 | 421.57 | 1,264.70 | 1,264.70 |
| Sureste | 40.11 | 401.12 | 40.11 | 401.12 | 40.11 | 401.12 | 401.12 | 401.12 | 1,203.37 | 1,203.37 |
| Valle de México Centro | 46.68 | 466.83 | 46.68 | 466.83 | 46.68 | 466.83 | 466.83 | 466.83 | 1,400.49 | 1,400.49 |
| Valle de México Norte | 56.36 | 563.57 | 56.36 | 563.57 | 56.36 | 563.57 | 563.57 | 563.57 | 1,690.72 | 1,690.72 |
| Valle de México Sur | 44.88 | 448.77 | 44.88 | 448.77 | 44.88 | 448.77 | 448.77 | 448.77 | 1,346.31 | 1,346.31 |

| | | | | | | | | | | |
|------------------------|--------------|---------------|--------------|---------------|--------------|---------------|---------------|---------------|-----------------|-----------------|
| MEDIA | 48.98 | 489.79 | 48.98 | 489.79 | 48.98 | 489.79 | 489.79 | 489.79 | 1,469.37 | 1,469.37 |
| MIN | 24.53 | 245.25 | 24.53 | 245.25 | 24.53 | 245.25 | 245.25 | 245.25 | 735.76 | 735.76 |
| MAX | 78.29 | 782.90 | 78.29 | 782.90 | 78.29 | 782.90 | 782.90 | 782.90 | 2,348.70 | 2,348.70 |
| DESV. EST. | 17.98 | 179.82 | 17.98 | 179.82 | 17.98 | 179.82 | 179.82 | 179.82 | 539.47 | 539.47 |
| COEF. VARIACION | 37% | 37% | 37% | 37% | 37% | 37% | 37% | 37% | 37% | 37% |

CAMBIO PROMEDIO CARGO FIJO

■ INCREMENTO MENSUAL ■ ACUMULADO EN EL AÑO



Los cargos de las tarifas finales del suministro básico descritos en este apartado, corresponden a la integración de los cargos por Transmisión, Distribución, Operación del CENACE, Operación del Suministrador Básico, Servicios Conexos No MEM, Energía y Capacidad.

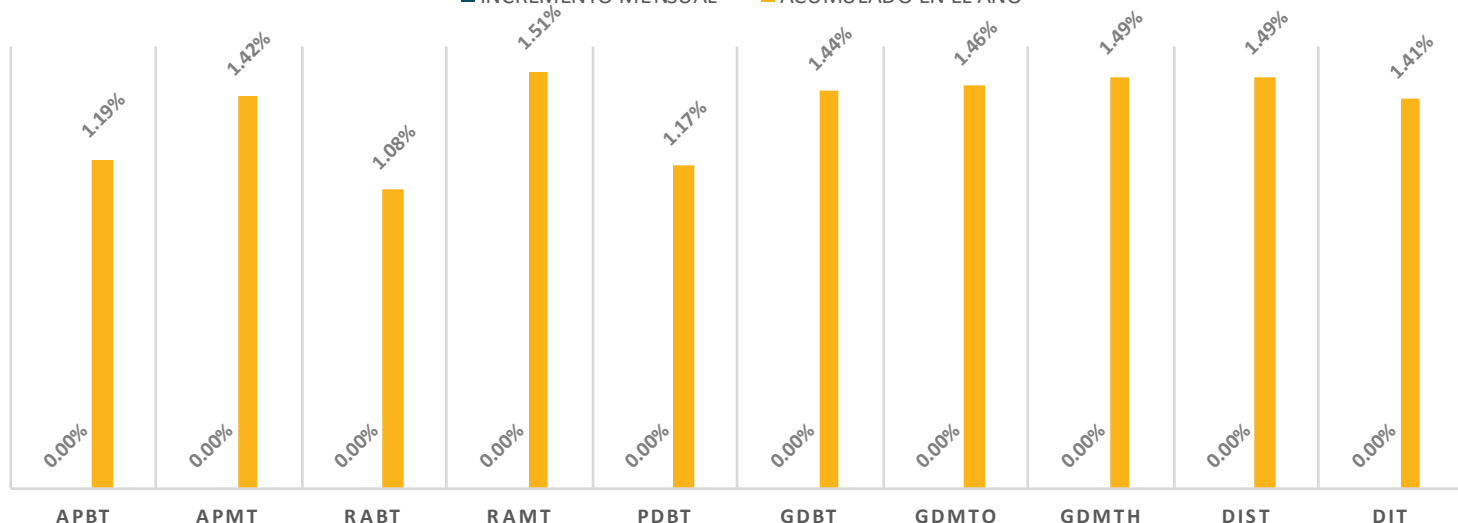
TARIFAS DE LA CFE APLICABLES EN MAYO 2025

| ENERGÍA BASE \$/kWh | | | | | | | | | | |
|------------------------|--------|--------|--------|--------|--------|--------|--------|--------|--------|--------|
| División | APBT | APMT | RABT | RAMT | PDBT | GDBT | GDMTO | GDMTH | DIST | DIT |
| Baja California | 2.9663 | 1.9202 | 2.1144 | 0.8366 | 2.6684 | 0.9086 | 0.7521 | 0.6435 | 0.6851 | 0.6604 |
| Baja California Sur | 5.4139 | 3.1804 | 2.3933 | 1.0809 | 4.1822 | 3.2420 | 2.5007 | 2.2419 | 2.4269 | 2.7053 |
| Bajío | 4.3812 | 2.7006 | 2.6235 | 0.9756 | 4.0674 | 1.9761 | 1.6408 | 1.1209 | 1.1643 | 0.9256 |
| Centro Occidente | 4.3837 | 2.6889 | 2.8624 | 0.9743 | 3.9789 | 1.5464 | 1.4874 | 1.1185 | 1.1226 | 0.9665 |
| Centro Oriente | 4.5636 | 2.6906 | 2.8480 | 0.9732 | 3.8864 | 1.7988 | 1.6197 | 1.1156 | 1.1053 | 1.0198 |
| Centro Sur | 5.0149 | 2.2075 | 3.0811 | 0.9798 | 3.9339 | 1.6451 | 1.3474 | 1.0246 | 1.1526 | 1.0898 |
| Golfo Centro | 4.2505 | 2.5955 | 2.7438 | 0.9634 | 4.1933 | 1.7796 | 1.4444 | 1.0622 | 1.0911 | 1.0415 |
| Golfo Norte | 3.9704 | 2.4395 | 2.4551 | 0.9379 | 3.7535 | 1.4754 | 1.3482 | 1.0847 | 1.0582 | 0.8674 |
| Jalisco | 4.8004 | 2.6947 | 3.0400 | 0.9768 | 4.6377 | 1.5963 | 1.5081 | 1.0768 | 1.1444 | 0.9415 |
| Noroeste | 3.7461 | 2.5142 | 2.3293 | 0.9327 | 3.5581 | 1.6267 | 1.3870 | 1.0291 | 1.0578 | 0.8394 |
| Norte | 4.4500 | 2.5741 | 2.9190 | 0.9516 | 3.8658 | 1.6967 | 1.3215 | 1.0851 | 1.0316 | 0.9334 |
| Oriente | 4.5918 | 2.6660 | 2.9409 | 0.9683 | 4.0087 | 1.4358 | 1.4105 | 0.9854 | 1.0563 | 1.0453 |
| Peninsular | 4.5205 | 2.8355 | 2.6925 | 1.0130 | 4.2367 | 2.2319 | 1.8532 | 1.3138 | 1.1941 | 1.0765 |
| Sureste | 4.4540 | 2.7668 | 2.7690 | 0.9818 | 4.0355 | 1.5921 | 1.3609 | 1.0734 | 1.1093 | 0.8668 |
| Valle de México Centro | 4.3249 | 2.6574 | 2.3708 | 0.9721 | 3.9277 | 2.1501 | 1.7014 | 1.1781 | 1.1995 | 1.0980 |
| Valle de México Norte | 5.1195 | 2.5574 | 2.7278 | 0.9709 | 3.9512 | 2.2837 | 1.6627 | 1.1749 | 0.8762 | 0.7045 |
| Valle de México Sur | 5.2332 | 2.6728 | 2.7343 | 0.9738 | 3.9747 | 2.3967 | 1.7170 | 1.1868 | 1.1862 | 1.1024 |

| | | | | | | | | | | |
|------------------------|---------------|---------------|---------------|---------------|---------------|---------------|---------------|---------------|---------------|---------------|
| MEDIA | 4.4815 | 2.6095 | 2.6850 | 0.9684 | 3.9329 | 1.8460 | 1.5331 | 1.1480 | 1.1566 | 1.0520 |
| MIN | 2.9663 | 1.9202 | 2.1144 | 0.8366 | 2.6684 | 0.9086 | 0.7521 | 0.6435 | 0.6851 | 0.6604 |
| MAX | 5.4139 | 3.1804 | 3.0811 | 1.0809 | 4.6377 | 3.2420 | 2.5007 | 2.2419 | 2.4269 | 2.7053 |
| DESV. EST. | 0.5834 | 0.2644 | 0.2702 | 0.0468 | 0.3981 | 0.5136 | 0.3479 | 0.3129 | 0.3513 | 0.4457 |
| COEF. VARIACION | 13% | 10% | 10% | 5% | 10% | 28% | 23% | 27% | 30% | 42% |

CAMBIO PROMEDIO ENERGÍA BASE

■ INCREMENTO MENSUAL ■ ACUMULADO EN EL AÑO



Los cargos de las tarifas finales del suministro básico descritos en este apartado, corresponden a la integración de los cargos por Transmisión, Distribución, Operación del CENACE, Operación del Suministrador Básico, Servicios Conexos No MEM, Energía y Capacidad.

TARIFAS DE LA CFE APLICABLES EN MAYO 2025

| ENERGÍA INTERMEDIA \$/kWh | | | | | | | | | | |
|---------------------------|------|------|------|------|------|------|-------|---------------|---------------|---------------|
| División | APBT | APMT | RABT | RAMT | PDBT | GDBT | GDMTO | GDMTH | DIST | DIT |
| Baja California | | | | | | | | 1.0081 | 1.0836 | 1.1209 |
| Baja California Sur | | | | | | | | 2.8509 | 3.0909 | 3.3878 |
| Bajío | | | | | | | | 2.0032 | 1.9134 | 1.7213 |
| Centro Occidente | | | | | | | | 2.0060 | 1.8464 | 1.7234 |
| Centro Oriente | | | | | | | | 2.0069 | 1.8902 | 1.7483 |
| Centro Sur | | | | | | | | 1.8215 | 1.9114 | 1.8746 |
| Golfo Centro | | | | | | | | 1.8072 | 1.7622 | 1.8536 |
| Golfo Norte | | | | | | | | 1.6926 | 1.6689 | 1.5216 |
| Jalisco | | | | | | | | 1.9345 | 1.8911 | 1.7275 |
| Noroeste | | | | | | | | 1.6591 | 1.5989 | 1.4060 |
| Norte | | | | | | | | 1.7348 | 1.6655 | 1.5582 |
| Oriente | | | | | | | | 1.7447 | 1.8560 | 1.7662 |
| Peninsular | | | | | | | | 2.2227 | 2.0488 | 1.9257 |
| Sureste | | | | | | | | 1.8750 | 1.8872 | 1.5792 |
| Valle de México Centro | | | | | | | | 1.9559 | 2.0696 | 1.9795 |
| Valle de México Norte | | | | | | | | 1.9422 | 1.5338 | 1.2919 |
| Valle de México Sur | | | | | | | | 1.9673 | 1.9591 | 1.9752 |
| MEDIA | | | | | | | | 1.8960 | 1.8633 | 1.7742 |
| MIN | | | | | | | | 1.0081 | 1.0836 | 1.1209 |
| MAX | | | | | | | | 2.8509 | 3.0909 | 3.3878 |
| DESV. EST. | | | | | | | | 0.3549 | 0.3932 | 0.4794 |
| COEF. VARIACION | | | | | | | | 19% | 21% | 27% |

CAMBIO PROMEDIO ENERGÍA INTERMEDIA

■ INCREMENTO MENSUAL ■ ACUMULADO EN EL AÑO



Los cargos de las tarifas finales del suministro básico descritos en este apartado, corresponden a la integración de los cargos por Transmisión, Distribución, Operación del CENACE, Operación del Suministrador Básico, Servicios Conexos No MEM, Energía y Capacidad.

TARIFAS DE LA CFE APLICABLES EN MAYO 2025

| ENERGÍA PUNTA \$/kWh | | | | | | | | | | |
|------------------------|------|------|------|------|------|------|-------|---------------|---------------|---------------|
| División | APBT | APMT | RABT | RAMT | PDBT | GDBT | GDMTO | GDMTH | DIST | DIT |
| Baja California | | | | | | | | 1.3663 | 1.4764 | 1.5703 |
| Baja California Sur | | | | | | | | 4.0196 | 4.3698 | 4.8274 |
| Bajío | | | | | | | | 2.2845 | 2.2727 | 1.9041 |
| Centro Occidente | | | | | | | | 2.2612 | 2.1766 | 1.9347 |
| Centro Oriente | | | | | | | | 2.2672 | 2.1338 | 2.0687 |
| Centro Sur | | | | | | | | 2.0638 | 2.2357 | 2.2004 |
| Golfo Centro | | | | | | | | 2.0968 | 1.9908 | 2.0218 |
| Golfo Norte | | | | | | | | 1.8382 | 1.8127 | 1.5986 |
| Jalisco | | | | | | | | 2.1786 | 2.2374 | 1.9632 |
| Noroeste | | | | | | | | 1.8408 | 1.8648 | 1.5530 |
| Norte | | | | | | | | 2.0328 | 1.9549 | 1.7907 |
| Oriente | | | | | | | | 1.9619 | 2.0884 | 2.0796 |
| Peninsular | | | | | | | | 2.4821 | 2.2379 | 2.0672 |
| Sureste | | | | | | | | 2.1049 | 2.1824 | 1.7483 |
| Valle de México Centro | | | | | | | | 2.2865 | 2.3425 | 2.2021 |
| Valle de México Norte | | | | | | | | 2.2730 | 1.7292 | 1.4396 |
| Valle de México Sur | | | | | | | | 2.3032 | 2.3019 | 2.2100 |
| MEDIA | | | | | | | | 2.2154 | 2.2005 | 2.0694 |
| MIN | | | | | | | | 1.3663 | 1.4764 | 1.4396 |
| MAX | | | | | | | | 4.0196 | 4.3698 | 4.8274 |
| DESV. EST. | | | | | | | | 0.5305 | 0.6061 | 0.7515 |
| COEF. VARIACION | | | | | | | | 24% | 28% | 36% |

CAMBIO PROMEDIO ENERGÍA PUNTA

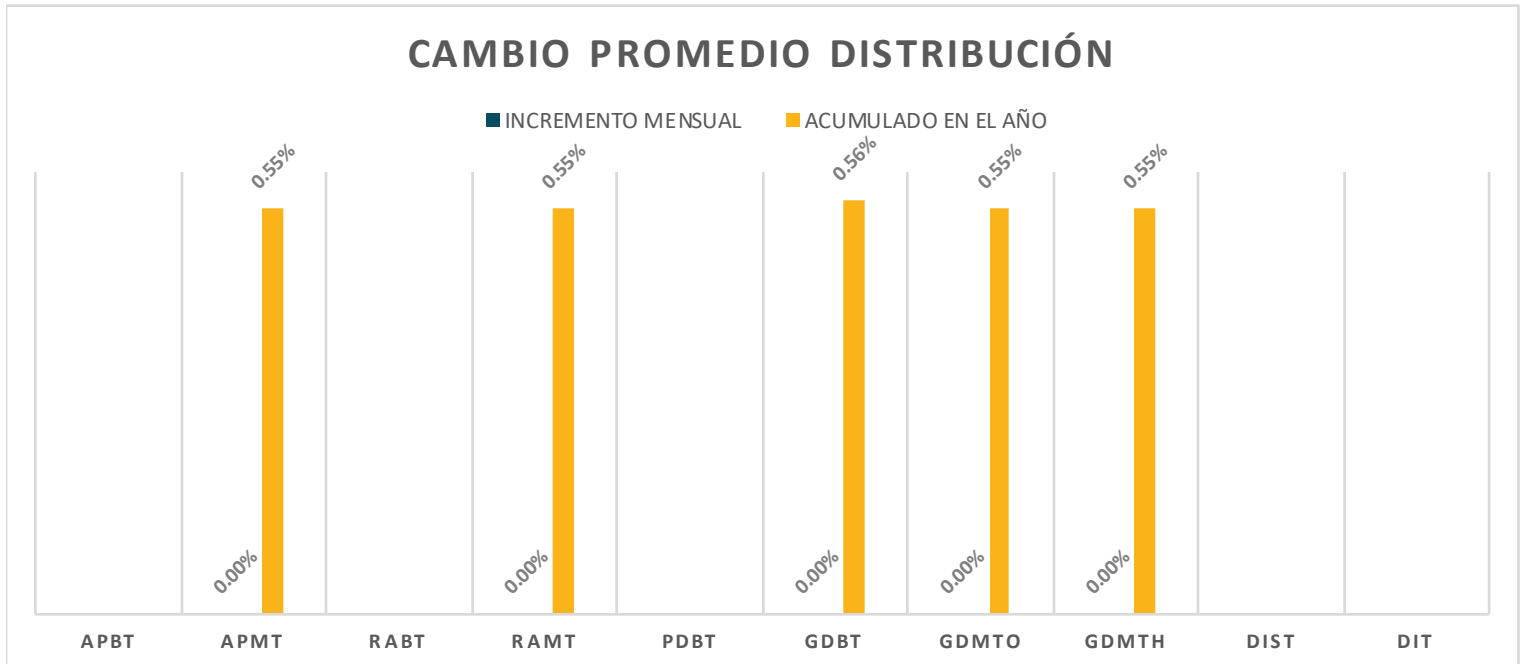
■ INCREMENTO MENSUAL ■ ACUMULADO EN EL AÑO



Los cargos de las tarifas finales del suministro básico descritos en este apartado, corresponden a la integración de los cargos por Transmisión, Distribución, Operación del CENACE, Operación del Suministrador Básico, Servicios Conexos No MEM, Energía y Capacidad.

TARIFAS DE LA CFE APLICABLES EN MAYO 2025

| DISTRIBUCION \$/kW | | | | | | | | | | |
|------------------------|------|---------------|------|---------------|------|---------------|---------------|---------------|------|-----|
| División | APBT | APMT | RABT | RAMT | PDBT | GDBT | GDMTO | GDMTH | DIST | DIT |
| Baja California | | 93.86 | | 93.86 | | 201.73 | 93.86 | 93.86 | | |
| Baja California Sur | | 93.86 | | 93.86 | | 201.73 | 93.86 | 93.86 | | |
| Bajío | | 102.05 | | 102.05 | | 386.09 | 102.05 | 102.05 | | |
| Centro Occidente | | 162.01 | | 162.01 | | 518.12 | 162.01 | 162.01 | | |
| Centro Oriente | | 155.81 | | 155.81 | | 482.02 | 155.81 | 155.81 | | |
| Centro Sur | | 230.35 | | 230.35 | | 543.74 | 230.35 | 230.35 | | |
| Golfo Centro | | 130.04 | | 130.04 | | 393.20 | 130.04 | 130.04 | | |
| Golfo Norte | | 60.23 | | 60.23 | | 285.03 | 60.23 | 60.23 | | |
| Jalisco | | 167.07 | | 167.07 | | 552.46 | 167.07 | 167.07 | | |
| Noroeste | | 94.64 | | 94.64 | | 222.11 | 94.64 | 94.64 | | |
| Norte | | 76.22 | | 76.22 | | 357.81 | 76.22 | 76.22 | | |
| Oriente | | 211.58 | | 211.58 | | 526.33 | 211.58 | 211.58 | | |
| Peninsular | | 94.61 | | 94.61 | | 309.09 | 94.61 | 94.61 | | |
| Sureste | | 147.44 | | 147.44 | | 459.11 | 147.44 | 147.44 | | |
| Valle de México Centro | | 64.12 | | 64.12 | | 256.43 | 64.12 | 64.12 | | |
| Valle de México Norte | | 91.12 | | 91.12 | | 329.17 | 91.12 | 91.12 | | |
| Valle de México Sur | | 71.18 | | 71.18 | | 317.32 | 71.18 | 71.18 | | |
| MEDIA | | 120.36 | | 120.36 | | 373.03 | 120.36 | 120.36 | | |
| MIN | | 60.23 | | 60.23 | | 201.73 | 60.23 | 60.23 | | |
| MAX | | 230.35 | | 230.35 | | 552.46 | 230.35 | 230.35 | | |
| DESV. EST. | | 50.92 | | 50.92 | | 121.94 | 50.92 | 50.92 | | |
| COEF. VARIACION | | 42% | | 42% | | 33% | 42% | 42% | | |



Los cargos de las tarifas finales del suministro básico descritos en este apartado, corresponden a la integración de los cargos por Transmisión, Distribución, Operación del CENACE, Operación del Suministrador Básico, Servicios Conexos No MEM, Energía y Capacidad.

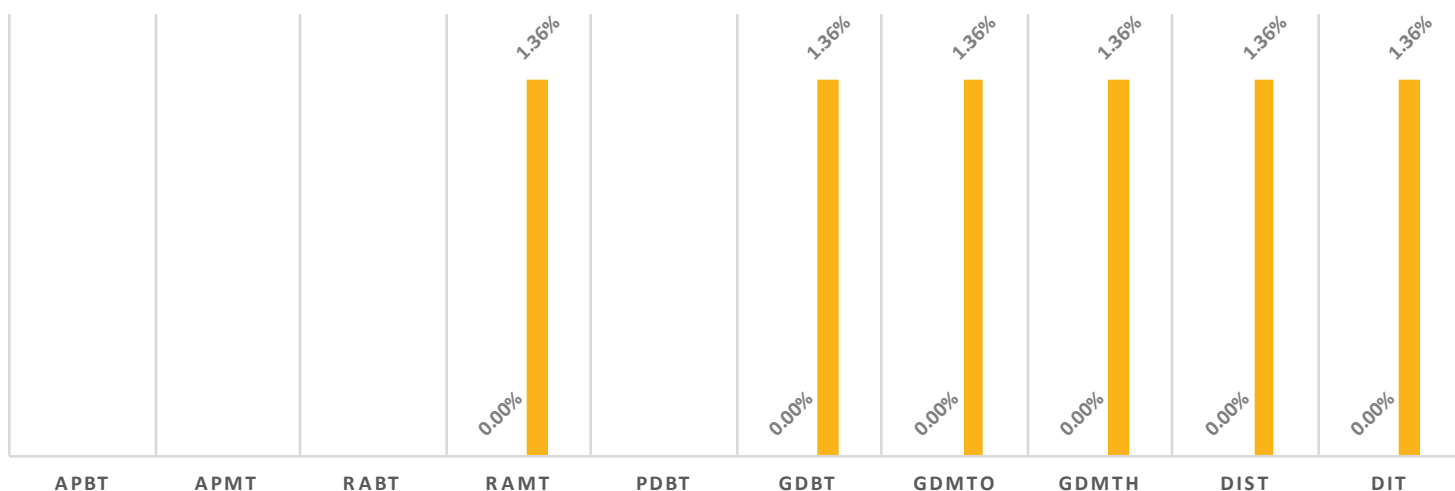
TARIFAS DE LA CFE APLICABLES EN MAYO 2025

| División | CAPACIDAD \$/kW | | | | | | | | | |
|------------------------|-----------------|------|------|--------|------|--------|--------|--------|--------|--------|
| | APBT | APMT | RABT | RAMT | PDBT | GDBT | GDMTO | GDMTH | DIST | DIT |
| Baja California | | | | 166.02 | | 335.38 | 367.21 | 385.47 | 422.31 | 432.62 |
| Baja California Sur | | | | 166.02 | | 284.89 | 282.35 | 276.32 | 308.13 | 357.91 |
| Bajío | | | | 166.02 | | 327.36 | 363.55 | 422.31 | 432.62 | 432.62 |
| Centro Occidente | | | | 166.02 | | 280.06 | 320.35 | 422.14 | 432.62 | 432.62 |
| Centro Oriente | | | | 166.02 | | 294.65 | 360.51 | 418.39 | 432.62 | 432.62 |
| Centro Sur | | | | 166.02 | | 260.28 | 282.73 | 392.89 | 432.62 | 432.62 |
| Golfo Centro | | | | 166.02 | | 327.36 | 345.68 | 422.31 | 432.62 | 432.62 |
| Golfo Norte | | | | 166.02 | | 287.34 | 367.21 | 432.62 | 432.62 | 432.62 |
| Jalisco | | | | 166.02 | | 262.90 | 335.43 | 422.31 | 432.62 | 422.31 |
| Noroeste | | | | 166.02 | | 335.38 | 367.21 | 422.31 | 432.62 | 422.21 |
| Norte | | | | 166.02 | | 327.36 | 335.44 | 432.62 | 432.62 | 432.62 |
| Oriente | | | | 166.02 | | 243.18 | 313.44 | 387.63 | 432.62 | 432.62 |
| Peninsular | | | | 166.02 | | 327.36 | 356.80 | 422.31 | 417.72 | 413.04 |
| Sureste | | | | 166.02 | | 267.41 | 278.58 | 371.46 | 422.31 | 375.03 |
| Valle de México Centro | | | | 166.02 | | 335.38 | 374.50 | 432.62 | 432.62 | 432.62 |
| Valle de México Norte | | | | 166.02 | | 321.76 | 367.21 | 432.62 | 422.31 | 422.31 |
| Valle de México Sur | | | | 166.02 | | 327.36 | 376.21 | 432.62 | 432.62 | 432.62 |

| | | | | | | |
|------------------------|---------------|---------------|---------------|---------------|---------------|---------------|
| MEDIA | 166.02 | 302.67 | 340.85 | 407.58 | 422.60 | 421.86 |
| MIN | 166.02 | 243.18 | 278.58 | 276.32 | 308.13 | 357.91 |
| MAX | 166.02 | 335.38 | 376.21 | 432.62 | 432.62 | 432.62 |
| DESV. EST. | - | 31.53 | 33.77 | 38.88 | 29.93 | 21.84 |
| COEF. VARIACION | 0% | 10% | 10% | 10% | 7% | 5% |

CAMBIO PROMEDIO CAPACIDAD

■ INCREMENTO MENSUAL ■ ACUMULADO EN EL AÑO



Los cargos de las tarifas finales del suministro básico descritos en este apartado, corresponden a la integración de los cargos por Transmisión, Distribución, Operación del CENACE, Operación del Suministrador Básico, Servicios Conexos No MEM, Energía y Capacidad.